



**CONCHO VALLEY TRANSIT DISTRICT
BOARD OF DIRECTORS MEETING**

Wednesday, May 13, 2026 at 2:45 p.m.
Concho Valley Council of Governments
5430 Link Rd, San Angelo, Texas 76904 and via Teleconference

The meeting place is accessible to persons with disabilities. If assistance is needed to observe or comment, please call the CVCOG office at 325-944-9666 at least 24 hours prior to the meeting.

Join By Zoom Teleconference – <https://us06web.zoom.us/j/81831340502>

*Meeting ID: **818 3134 0502** *Passcode: **425095**

833 548 0282 US Toll-free

877 853 5247 US Toll-free

888 788 0099 US Toll-free

833 548 0276 US Toll-free

Agenda

NOTICE: The Concho Valley Council of Governments may discuss, deliberate and take all appropriate action on any matter listed on this Agenda. Items on this Agenda may be taken out of the order listed. The Executive Committee reserves the right to deliberate in closed session pursuant to 551 of the Texas Government Code. Public comment is limited to five minutes per person on any agenda item.

BUSINESS

1. Determination of Quorum and Call to Order
2. Invocation and Pledge of Allegiance
3. Public Comment
4. Consider and take appropriate action concerning the minutes from the March 11, 2026 Meeting.

REGULAR AGENDA

5. Consider and take appropriate action concerning Checks in excess of \$2,000 for February 2026.
6. Consider and take appropriate action concerning Checks in excess of \$2,000 for March 2026.
7. Information Items and Reports
 - a. Review of the CVTD Monthly Financials for March 2026 (Balance Sheet, Schedule of Revenue by Source, and Grant Detail) – Audrey Aguirre, Finance Manager
 - b. Maintenance Facility Update – Ryan Jansa, Facilities Manager
 - c. Announcement of Transit Leadership – Erin Hernandez, Executive Director
Director of Transportation – Ryan Herrera
Deputy Director of Transportation – Jerami Warren
 - d. Transit Report – Ryan Herrera
8. Consideration of any other business.
9. Adjournment

The Concho Valley Council of Governments reserves the right to conduct an executive/closed session at any time during the course of this meeting to discuss any matter listed on the agenda posted for this meeting, as needed, pursuant to one or more authorized and applicable exceptions to an open meeting described in Chapter 551 of the Texas Government Code (the Texas Open Meeting Act), including but not limited to the following statutory exceptions: Texas Government Code Sections 551.071 and 551.129 (Consultation with Attorney), 551.072 (Deliberation Regarding Real Property), 551.073 (Deliberation Regarding Prospective Gift or Donation), 551.074 (Personnel Matters), 551.076 and 551.089 (Deliberation Regarding Security Devices or Security Audits), or 551.087 (Deliberation Regarding Economic Development Negotiations).

Posted in accordance with the Texas Government Code, Title V, Chapter 551, Section .053 this, 6th day of May 2026.



Erin Hernandez, Executive Director



**CONCHO VALLEY TRANSIT
BOARD OF DIRECTORS MEETING MINUTES
Wednesday, March 11, 2026**

The Concho Valley Transit District Board of Directors met on Wednesday, March 11, 2026 at 2:45 p.m. at 5430 Link Rd., San Angelo, Texas 76904 and via Zoom Teleconference.

Members present were:

Harry Thomas, Chairman, COSA Council Member, District 3
Charlie Bradley, Schleicher County Judge
Lane Carter, Tom Green County Judge
Brandon Corbin, Menard County Judge
David Dillard, Concho County Judge
Sheree Hardin, Mason County Judge via Zoom
Jody Harris, Sutton County Judge
Karen Hesse-Smith, COSA Council Member, District 5
Hal Spain, Coke County Judge
Frank Tambunga, Crockett County Judge
Frank Trull, McCulloch County Judge

Members absent were:

Molly Criner, Vice-Chairman, Irion County Judge
Mary Coffey, COSA Council Member, District 6
Belinda Counts, Sterling County Judge
Jim O'Bryan, Reagan County Judge
Hal Rose, Kimble County Judge

Guests present were:

Lori Wilson, District Director for State Representative Drew Darby

BUSINESS

Council Member Harry Thomas, Chairman, announced the presence of a quorum and called the meeting to order at 2:47 p.m.

Council Member Harry Thomas gave the invocation and led the Pledge of Allegiance.

There was no public comment.

APPROVAL of the Minutes

Judge Lane Carter made a motion to approve the Meeting Minutes from March 11, 2026. Council Member Karen Hesse-Smith seconded the motion. No questions or discussion. The motion passed unanimously.

APPROVAL of Checks

Audrey Aguirre, Finance Manager, presented the checks in excess of \$2,000 written for December 2025. Judge Brandon Corbin made a motion to approve the checks as presented. Judge Frank Tambunga seconded the motion. No questions or discussion. The motion passed unanimously.

APPROVAL of Checks

Audrey Aguirre, Finance Manager, presented the checks in excess of \$2,000 written for January 2026. Judge Charlie Bradley made a motion to approve the checks as presented. Judge Hal Spain seconded the motion. No questions or discussion. The motion passed unanimously.

INFORMATION ITEMS & REPORTS

- a. Jeff Graham, Assurance Partner with Condley and Company LLP, presented the CVTD Annual Financial Single Audit for FY 24-25. He presented a clean and unmodified opinion of the audit for the year ending August 31, 2025. No questions or discussions. There is no action to take, as this is an informational item only.
- b. Audrey Aguirre, Finance Manager, gave the report of the CVTD Monthly Financials for December 2025. She gave an overview of the balance sheet, schedule of revenue and grant detail. There is no action to take, as this is an informational item only.
- c. Audrey Aguirre, Finance Manager, gave the report of the CVTD Monthly Financials for January 2026. She gave an overview of the balance sheet, schedule of revenue and grant detail. There is no action to take, as this is an informational item only.
- d. Transit Report – Ryan Herrera, Assistant Director of Transportation, presented an informational report covering several key operational areas for the month of February. He highlighted the current staffing needs for urban demand response and provided updates on fixed route locations, alongside a detailed review of ridership statistics for rural, county, urban, and fixed route services. The report also addressed CVT’s safety performance and the February safety meeting topics, which focused specifically on railroad crossings and intersection awareness. Additionally, Mr. Herrera announced that National Transit Driver Appreciation Day on March 18th would be celebrated during a quarterly meeting on Sunday, March 22nd, from 10:00 am to 12:00 pm at the COG building. There is no action to take, as this is an informational item only.

OTHER BUSINESS

- a. Council Member Harry Thomas asked that we make note that Judge Brandon Corbin will give the invocation and lead the Pledge of Allegiance for the April 8, 2026 meeting.
- b. Erin Hernandez, Executive Director, advised the group to be on the lookout for an upcoming email invitation to serve on the hiring committee for a new Transit Director. While she has the authority to manage the hiring process independently without a formal board mandate, she is extending this invitation to those interested in participating. Anyone wishing to serve on the committee should reply to her email once it is distributed next week so that the process can officially begin.

ADJOURNMENT

There being no other items to discuss, Judge Jody Harris made a motion to adjourn the meeting. Judge Hal Spain seconded the motion. Council Member Harry Thomas adjourned the meeting at 3:13 p.m.

Duly adopted at the meeting of the Concho Valley Transit District Board of the Concho Valley Council of Governments on this 8th day of April 2026.

Councilman Harry Thomas, Chairman

Judge Molly Criner, Vice-Chairman

CVTD
 Check/Voucher Register
 From 2/1/2026 Through 2/28/2026

Document Number	Document Date	Name	Transaction Description	Document Am...
25099	2/3/2026	CALDWELL COUNTRY CHEVROLET	2601: srv veh 2026 Chevrolet Trax	23,945.00
25101	2/3/2026	City of San Angelo-Transit	Fuel for CVT Vehicles 12/1/25-12/31/25	17,694.08
25118	2/10/2026	KFH Group Inc	Oct 25 - Dec 25 RPTCP 5 yr plan task 1	6,502.00
25119	2/10/2026	Spare Labs Inc	Base platform & optimization pckg 9/1/25-8/31/26	151,700.00
25123	2/17/2026	CONDLEY AND COMPANY LLP	Audit services render through 12/31/2025	10,000.00
25124	2/17/2026	G&G AUTOMOTIVE	1309 - lvl A oil change, repair oil leak	3,359.89
	2/17/2026	G&G AUTOMOTIVE	1507 - frnt algmt, R&R shck & strut frnt suspnsn bar links	4,534.05
25133	2/24/2026	ENGINE PRO MACHINE LLC	1874 -R&R lift pump	3,975.57
	2/24/2026	ENGINE PRO MACHINE LLC	1872 - lvl A, R&R frnt shck, caster camber, rplc LF 1 tire,	3,061.38
25134	2/24/2026	G&G AUTOMOTIVE	2302 - repair rear heater, R&R radiator	2,980.75
25138	2/24/2026	WEX BANK	Fuel for transit vehicles 12/24/25-1/23/26	15,223.25
25139	2/24/2026	TEXAS COMMUNICATIONS, INC.	FR new radio system and installation	24,000.00
25141	2/24/2026	Turbo Images Inc	1315 - bus wrap decals	4,142.80
Report Total				271,118.77

CVTD
Check/Voucher Register
From 3/1/2026 Through 3/31/2026

Docum... Number	Document Date	Name	Transaction Description	Document A...
25149	3/3/2026	City of San Angelo-Transit	Fuel for CVT Vehicles 1/1/26-1/31/26	15,945.10
25150	3/3/2026	CONDLEY AND COMPANY LLP	Audit services render through 1/31/2026	5,000.00
25152	3/3/2026	Model 1 Commercial Vehicles dba Creative Bus Sales	25-06: 2025 Mobility Trans van unit1736372	123,632.00
	3/3/2026	Model 1 Commercial Vehicles dba Creative Bus Sales	25-07: 2025 New England Fronrunner 23' cutaway DR TG	219,496.00
25156	3/3/2026	Huitt-Zollars, Inc	other reimb expense tx dept licen regltn	2,657.50
25173	3/17/2026	ENGINE PRO MACHINE LLC	1869:Rear brks,pkg brk, pssgr caliber, steer gr box,rplc 1 t	5,400.92
	3/17/2026	ENGINE PRO MACHINE LLC	1308 - lvl D,frnt brks,frnt & rear shcks,pssgr sd mtr mnts	6,818.74
	3/17/2026	ENGINE PRO MACHINE LLC	1866 - lvl D, rear brks, R&R frnt shcks,eng mnts,dgns flr ht	7,275.21
25175	3/17/2026	G&G AUTOMOTIVE	2303 - lvl D, rear end srv, R&R water pump	3,950.16
	3/17/2026	G&G AUTOMOTIVE	1872 - lvl D oil change	2,327.70
25177	3/17/2026	WEX BANK	Fuel for transit vehicles 1/24/26-2/23/26	16,656.00
25179	3/17/2026	TCI Group LLC	December cleaning services at Depot	3,000.00
	3/17/2026	TCI Group LLC	January cleaning services at Depot	3,000.00
	3/17/2026	TCI Group LLC	February cleaning services at Depot	3,000.00
25187	3/24/2026	San Angelo Door Company	2 Automatic door opnrs, push-bttn actuator & install	11,678.50
25189	3/31/2026	Advanced Custom Windows	Rplc dispatch dr, rollup window in lobby	4,926.54
25193	3/31/2026	Eliazar Carrillo	1705 - lvl A oil chng, alngt rplc 5 tires, frnt brks	3,425.00
25196	3/31/2026	ENGINE PRO MACHINE LLC	1710 - weld wheel chair arm, rear brks, R&R hydro booster	6,253.06
	3/31/2026	ENGINE PRO MACHINE LLC	1871 - lvl A, rpr lift, R&R mtr mnts, steer gear box,3 tires	4,648.98
Report Total				<u>449,091.41</u>

CVTD
Balance Sheet - CVTD Balance Sheet
As of 3/31/2026

	<u>Current Period Balance</u>	
Assets		
Square Bank Account	25,047.96	1114000
First Financial Transit District Bank Acct	1,037,192.60	1115000
First Financial ICB Bank Acct	38,620.43	1119000
Petty Cash	150.00	1198000
Grant B06, RD-2024-CVTD-00024	88.00	1201003
Grant B10, BBF-5339-2025-00035	123,632.00	1201007
FTA/TxDOT Urban AR	348,535.00	1241000
TxDOT Rural	578,138.00	1242000
TxDOT Rural SEP	39,154.00	1242001
TxDOT ED-5310-Mobility Mngt	116,955.00	1251000
TXDOT RTPCP Receivable	28,924.00	1281000
Grant B03, BBF-5339-D-2022-00069	19,469.00	1283100
Account Receivable-AMR	3,974.95	1300000
Accounts Receivable - TVC	12,089.75	1300001
Accounts Receivable - SafeRide	11,299.37	1306000
Reagan County	3,907.41	1377000
City of San Angelo	17,148.00	1386000
Angelo State University	17,556.00	1387000
CV Area Agency on Aging	100.00	1389000
CV Foster Grandparent	360.50	1390000
Accounts Receivable-General	5,724.19	1391000
CV Senior Companion	471.00	1393000
CV Economic Development District	184,164.00	1394000
Bus Passes Receivable	2,000.00	1396000
Prepaid General Expenses	4,023.19	1593000
Other Assets - Project Equipment	3,516,371.85	1811000
Other Assets - Land Chadbourne	353,098.80	1812000
Other Assets - Building Chadbourne	4,609,183.84	1813000
Other Assets - Land Link Road	396,000.00	1814000
Other Assets - Building Link Road	3,043,401.50	1815000
Total Assets	14,536,780.34	
Liabilities		
AP	37,594.51	2111000
AP Owed to CVCOG	337,557.86	2112000
Unearned Revenue-COSA	338,431.21	2911000
Unearned Revenue- Insurance Payments	29,225.73	2915000
Unearned Revenue - County Membership Dues	296,631.46	2917000
Unearned Revenue-AMR	11,918.60	2919000
Unearned Revenue- Bus Passes	2,000.00	2920000
Unearned Revenue- SafeRide	99,730.35	2922000
Unearned Revenue- CVCOG	20,416.69	2927000
Unearned Revenue- Transit Local Funds	15,000.00	2934000
Unearned Revenue-TVC	76,359.15	2936000
Total Liabilities	1,264,865.56	
Fund Balance		
Unassigned General Fund	1,262,589.06	3101000
Investment - Capital Assets	11,918,055.99	3110000
Restricted - Insurance Payments	3,668.47	3603000
Restricted - Local Funds	1,420.12	3604000
Total Fund Balance	13,185,733.64	
Excess Revenue Over Expenditures	86,181.14	
Total Liabilities and Fund Balance	14,536,780.34	

SCHEDULE OF REVENUES BY SOURCE
September 1, 2025 - August 31, 2026
CV Transit District

Grant No	Grant Name	Federal	ARP and CARES	State Administered		Toll Credits	Program Income	Transit Charter	Transit Medical	Sale of Equipment	CVEDD Vendor	Pass Thru	FGP/SCP/Aging Vendor	TML Ins	Local Revenue	COSA & Counties	Total Revenue	Total Expenditures	Excess Revenue over Expenditures	Notes
				Federal	State															
010	ICB Program	-	-	-	-	-	2,148.25	-	11,050.80	-	-	7,964.34	-	-	-	-	21,163.39	21,163.39	-	
018	Extended Medical Transp Program	-	-	-	-	-	-	-	27,332.37	-	-	-	-	-	-	-	27,332.37	27,332.37	-	
B03	Grant B03, CVTD BBF-5339-D-2022-00069	-	-	28,173.00	-	5,635.00	-	-	4,494.38	-	-	-	-	-	-	-	38,302.38	38,302.38	-	
B05	Grant B05, FTA-TX-2024-044-FWHA Flex	343,128.00	-	-	-	-	-	-	-	-	-	-	-	-	-	-	343,128.00	343,128.00	-	
B06	Grant B06, RD-2024-CVTD-00024	-	-	1,648.00	-	-	-	-	411.94	-	-	-	-	-	-	-	2,059.94	2,059.94	-	
B07	Grant B07, 5339- R-2024-CVTD-00024	-	-	123,632.00	-	18,545.00	-	-	-	-	-	-	-	-	-	-	142,177.00	142,177.00	-	
B09	Grant B09, FTA-TX-5339-2025-038	658,488.00	-	-	-	-	-	-	-	-	-	-	-	-	-	-	658,488.00	658,488.00	-	
B10	Grant B10, BBF-5339-D-2025-00035	-	-	123,632.00	-	-	-	-	-	-	-	-	-	-	-	-	123,632.00	123,632.00	-	
E01	Grant E01, CVTD San Angelo Area Foundation	-	-	-	-	-	-	-	-	-	-	-	-	-	-	-	-	20,000.00	-	(20,000.00) Funds recognized in FY24-25
M08	Mobility Urban 5310-2024-00159	-	-	12,202.00	-	-	-	-	952.09	-	-	-	-	-	-	-	13,154.09	13,154.09	-	
M09	Mobility Urban 5310-2024-00130	-	-	3,500.00	-	700.00	-	-	0.77	-	-	-	-	-	-	-	4,200.77	4,200.77	-	
M10	Mobility Urban 5310-2023-00107	-	-	390,895.00	-	35,219.00	-	-	31,568.42	-	-	-	-	-	-	-	457,682.42	457,682.42	-	
M11	Mobility Urban 5310-2025-00067	-	-	86,847.00	-	14,018.00	-	-	20,978.00	-	-	-	-	-	-	-	121,843.00	121,843.00	-	
M12	Mobility Rural 5310-2025-00064	-	-	48,423.00	-	9,685.00	-	-	2,130.03	-	-	-	-	-	-	-	60,238.03	60,238.03	-	
P05	Grant P05, 5-YR RCTP-2025-CVTD-00013	-	-	6,651.00	-	1,330.00	-	-	1.69	-	-	-	-	-	-	-	7,982.69	7,982.69	-	
P06	Grant P06, RPTCP 2025-CVTD-00017	-	-	22,273.00	-	4,455.00	-	-	2.40	-	-	-	-	-	-	-	26,730.40	30,365.69	(3,635.29)	Billing Mar & April together awaiting new system
R06	CVTD Rural SEP FY 24-25	-	-	49,164.00	73,752.00	-	-	-	12.74	-	-	-	-	-	-	-	122,928.74	122,928.74	-	
R07	CVTD Rural FY 25-26	-	-	628,773.00	470,214.00	5,242.00	510.00	-	-	-	78,403.00	-	2,714.00	-	3,907.41	-	1,189,763.41	1,079,946.98	109,816.43	excess revenue
U07	CVTD Urban FY 25-26	1,011,727.00	-	-	409,490.00	-	72,332.68	20,712.52	20.00	-	356,860.00	-	4,883.50	500.00	91,224.48	43,734.47	2,011,484.65	2,011,484.65	-	
U06	Grant U06, FTA TX-2024-055 Emerg Relief	-	-	-	-	-	-	-	-	-	-	-	-	-	-	-	-	0.00	-	
		2,013,343.00	-	1,525,813.00	953,456.00	94,829.00	74,990.93	20,712.52	98,955.63	-	435,263.00	7,964.34	7,597.50	500.00	95,131.89	43,734.47	5,372,291.28	5,286,110.14	86,181.14	

109,816.43 Rural verification with Grant Detail
- Urban verification with Grant Detail
- Local verification with Grant Detail
109,816.43

CVTD
Statement of Revenues and Expenditures
From 9/1/2025 Through 3/31/2026

Current Period Actual

Revenue		
4128003	FTA TX-2024-044 FWHA FLEX	343,128.00
4128004	Grant B09, FTA-TX-2025-038 5339	658,488.00
4128005	FTA TX-2025-045 CFDA 20.507	1,000,466.00
4148000	FTA TX-2020-175 CFDA 20.507	2,126.00
4150100	FTA TX-2024-023 CFDA 20.507	3,785.00
4152000	FTA TX-2023-005-01 Y495 CFDA 20.507	5,350.00
4202001	Grant B06, RD-2024-CVTD-00024	1,648.00
4202002	Grant B07, BBF 5339-R-2024-00019	123,632.00
4202004	TXDOT 5YR-RCTP	6,651.00
4202005	Grant B10, BBF 5339-D-2025-00035	123,632.00
4202100	Grant B03, BBF-5339-D-2022-00069	28,173.00
4207000	TXDOT RPTCP CFDA 20.505	22,273.00
4250001	TXDOT 5311-2025-CVTD-0034 CFDA 20.509	546,064.00
4276102	TXDOT 5311-2024-CVTD-00028 SEP	73,752.00
4282001	TXDOT 5311-2024-00056	131,873.00
4284000	TxDOT 5310-ED-Mobility Mngt, CFDA 20.513	541,867.00
4306001	TXDOT State-R-2025-CVTD-00090	470,214.00
4307001	TXDOT State-U-2025-CVTD-00070	409,490.00
4412000	Transportation Toll Credits	94,829.00
4521000	Organization Program Income	14,215.30
4522000	Program Income	59,625.63
4523000	Local Revenue	95,131.89
4524000	Greyhound Lines Pass-Thru	7,964.34
4525000	Transit Charter Fees	20,712.52
4526000	Building Lease	1,150.00
4712000	TML Insurance Payment	500.00
4756000	Revenue County Cash Match	39,045.68
4757000	SafeRide Medical Transportation	36,030.78
4758000	COSA Funds	4,688.79
4759000	AMR Medical Transportation	62,924.85
4760000	CVEDD Vendor Contract	435,263.00
4762000	FGP Vendor Contract	2,492.00
4763000	Transp Aging Vendor Cont	1,240.00
4764000	SCP Vendor Contract	3,865.50
	Total Revenue	<u>5,372,291.28</u>

Expenditures		
5110000	General Wages	403,232.86
5118000	General Overtime Wages	458.90
5150000	Vacation Time Allocation	98,618.09
5151000	Medicare Tax	20,604.03
5172000	Workers Comp Insurance	103,813.56
5173000	SUTA	5,124.67
5174000	Health Insurance Benefit	302,025.65
5175000	Dental Insurance Benefit	11,650.96
5176000	Life Insurance Benefits	9,409.97
5177000	HSA Insurance Benefit	1,754.93
5181000	Retirement	161,275.60
5199000	Management and Administration Indirect	156,957.28
5203000	Uniforms	307.23
5204000	Greyhound Pass-Thru	8,117.35
5206000	HR Service Center	55,228.79

CVTD
Statement of Revenues and Expenditures
From 9/1/2025 Through 3/31/2026

	<u>Current Period Actual</u>	
5207000	Procurement Service Center	43,110.62
5208000	Information Technology Service Center	47,849.05
5210000	Driver Wages	955,722.68
5217000	Dispatch/Customer Service Wages	43,323.60
5218000	Driver Overtime Wages	59,107.91
5219000	Dispatch/Customer Service Overtime Wages	4,098.91
5222000	Driver Holiday Hours Worked	192.84
5231000	Audit & Legal	15,000.00
5291000	Contract Services	18,082.08
5309000	Travel-In Region	14.20
5310000	Travel-Out of Region	846.18
5312000	Meals	1,717.73
5351000	Fuel	210,795.13
5352000	Lubricant, Oil, Other Fluids(except Fuel)	23,791.18
5361000	Vehicle Maintenance	322,208.90
5363000	Tires	36,250.88
5431000	Utilities	26.00
5451000	Facility Allocation	5,378.35
5452000	Capital Facility Improvements	17,842.89
5510000	Supplies	8,255.89
5516000	Supplies - Bus/Service Vehicles	6,261.91
5520000	Parts Supplies	18,420.39
5618000	Capital Vehicle Improvements	7,788.80
5621000	Project Equipment	20,000.00
5622000	Computers/Software	22,893.26
5623000	Capital Equipment	23,945.00
5625000	Capital-Replace Van	247,264.00
5626000	Capital-Bus <30 ft	1,097,480.00
5629000	Tools	2,355.39
5632000	Copier	700.21
5711000	Insurance	68,796.28
5712000	Communications - Bus	187,216.51
5713000	Cell Phones	724.82
5721000	Printing	4,594.83
5722000	Ads & Promotions	2,935.50
5740000	Capital-Expansion Van	247,264.00
5753000	Dues and fees	1,590.52
5754000	Vehicle Registration	274.69
5762000	Postage/freight	782.56
5792000	Coffee Expense	74.58
5793000	Physicals	2,250.00
5796000	Safety	6,439.66
5810000	Multi-Modal Supplies	4,625.39
5811000	Multi-Modal Insurance	9,029.86
5814000	Multi-Modal Internet	6,524.11
5831000	Multi-Modal Utilities	17,036.79
5851000	Multi-Modal Building Maintenance	16,040.28
5861000	Multi-Modal Communications	3,146.14
5862000	Multi-Modal Janitorial Services	12,000.00
5870000	Shop Christoval Rd Supplies	16.09
5876000	Shop Christoval Rd Utilities	614.68
6999000	Transportation Toll Credits	94,829.00

CVTD
Statement of Revenues and Expenditures
From 9/1/2025 Through 3/31/2026

	<u>Current Period Actual</u>
Total Expenditures	<u>5,286,110.14</u>
Excess Revenue over Expenditures	<u>86,181.14</u>

CONCHO VALLEY TRANSIT DISTRICT
September 2025 through August 2026

0

#REF!

RURAL PROGRAM															Less Previous Request	BUDGET	Variance
	SEPT	OCT	NOV	DEC	JAN	FEB	MAR	APR	MAY	JUN	JUL	AUG	TOTAL				
TOTAL EXPENSE	145,708.61	179,128.77	166,919.76	196,343.75	202,539.72	151,733.08	160,502.03	-	-	-	-	-	1,202,875.72	-	2,397,963.70	1,195,087.98	
Rural 5311 2023																	
Temp SAF Revenue	SAF																
TOTAL	CFDA 20.509																
Rural STATE-R-2025-00090	Grant R07	Suffix	Period: 09/1/2025 thru 08/31/2026														
Administrative	11.79.00	4,110.00	3,581.00	3,381.00	3,562.00	2,848.00	2,085.00	2,026.00					21,593.00		40,000.00	18,407.00	
Preventative Maint	11.7A.00	727.00	4,636.00	2,887.00	2,202.00	2,284.00	2,275.00	3,116.00					18,127.00		20,000.00	1,873.00	
Operating	30.09.01	50,094.00	56,253.00	56,102.00	72,711.00	83,551.00	56,769.00	55,014.00					430,494.00		450,104.00	19,610.00	
TOTAL		54,931.00	64,470.00	62,370.00	78,475.00	88,683.00	61,129.00	60,156.00					470,214.00		510,104.00	39,890.00	
Rural 5311 5311-2024-CVTD-00056	Grant R07	Suffix	Period: 9/1/24 thru 8/31/2025														
Administrative	11.79.00														184,587.00	184,587.00	
Preventative Maint	11.7A.00														87,000.00	87,000.00	
Acq Misc Equipment	11.42.20		4,047.00				5,977.00						10,024.00	16,190.00	29,413.00	3,199.00	
Operating	30.09.01	57,961.00	63,588.00	300.00									121,849.00	863,374.00	985,223.00		
TDCs			4,047.00				1,195.00						5,242.00		7,353.00	2,111.00	
TOTAL	CFDA 20.509	57,961.00	67,635.00	300.00			5,977.00						137,115.00	1,151,151.00	1,293,576.00	3,199.00	
Rural 5311 5311-2025-CVTD-00034	Grant R07	Suffix	Period: 9/1/24 thru 8/31/2025														
Administrative	11.79.00	16,442.00	14,324.00	13,527.00	14,246.00	11,391.00	11,391.00	8,104.00					89,425.00		160,000.00	70,575.00	
Preventative Maint	11.7A.00	3,286.00	19,335.00	12,561.00	9,305.00	9,486.00	9,270.00	12,487.00					75,730.00		80,000.00	4,270.00	
Operating	30.09.01			63,510.00	80,150.00	87,709.00	88,135.00	61,405.00					380,909.00		733,065.00	352,156.00	
TOTAL	CFDA 20.509	19,728.00	33,659.00	89,598.00	103,701.00	108,586.00	108,796.00	81,996.00					546,064.00		973,065.00	427,001.00	
Rural Service Expansion Program (State) SEP-2024-CVTD-00019	Grant R06	Suffix	Period: 7/1/24 thru 05/31/2025														
Operating	30.09.01													71,592.00	71,592.00		
Preventative Maint	11.7A.00													6,735.00	6,735.00		
TOTAL	CFDA 20.509													78,327.00	78,327.00		
Rural Service Expansion Program (State) SEP-2024-CVTD-00028	Grant R06	Suffix	Period: 7/1/24 thru 06/30/2026														
Operating	30.09.01	12,143.00	11,282.00	11,628.00	11,183.00	6,243.00	6,883.00	9,605.00					68,967.00	134,167.00	278,747.00	75,613.00	
Preventative Maint	11.7A.00	567.00	1,189.00	1,519.00	747.00	526.00	202.00	35.00					73,752.00	148,224.00	297,647.00	75,671.00	
TOTAL		12,710.00	12,471.00	13,147.00	11,930.00	6,769.00	7,085.00	9,640.00									
Total Government Funding		145,330.00	178,235.00	165,415.00	194,106.00	204,038.00	177,010.00	157,769.00					1,227,145.00	1,377,702.00	3,152,719.00	545,761.00	
OTHER REVENUE																	
Program Revenue		12.00	24.00	8.00	16.00	4.00	20.00	12.00					96.00		1,000.00	904.00	
Charter															1,000.00	1,000.00	
Other/Local				3,907.41									3,907.41		8,000.00	4,092.59	
Advertising																	
County Rev Match															408,840.70	408,840.70	
Medicaid		0.55	2.32	1.93	1.42	1.69	1.94	2.89					12.74		25,002.00	24,989.26	
CVEDD			5,402.00	15,799.00	14,652.00	11,322.00	14,171.00	17,057.00					78,403.00		174,422.00	96,019.00	
FGP				294.00									294.00		450.00	156.00	
SCP		291.50	456.50	269.50	379.50	291.50	302.50	429.00					2,420.00		3,000.00	580.00	
TOTAL OTHER REVENUE		520.05	6,046.82	16,408.43	18,956.33	11,619.19	14,495.44	17,500.89					85,547.15		622,946.70	537,399.55	
Total Rural Excess/(Shortage)		141.44	5,153.05	14,903.67	16,718.58	13,117.47	39,772.36	14,767.86					109,816.43				

ED PROJECTS															Less Previous Request	BUDGET	Variance
	SEPT	OCT	NOV	DEC	JAN	FEB	MAR	APR	MAY	JUN	JUL	AUG	TOTAL				
5310-2023-00107	5310																
Mobility Management-U	Grant M05	Suffix	Period: 9/11/2023 thru 8/31/2024														
TD Credits	11.7L.00	A2												85,501.00	85,501.00		
Medical Funds	TDCs													19,801.00	19,800.00	(1.00)	
TOTAL	CFDA 20.513													109,603.82	123,800.00	14,196.18	

CONCHO VALLEY TRANSIT DISTRICT
September 2025 through August 2026


Grant B10	Period: 05/23/2025 thru 05/31/2026	-	-	-	-	-	123,632.00	-	-	-	-	-	-	123,632.00	-	127,348.00	3,716.00
Rural		-	-	-	-	-	-	-	-	-	-	-	-	-	224,238.00	224,238.00	
11.12.15		-	-	-	-	-	-	-	-	-	-	-	-	-	-	-	
11.42.11		-	-	-	-	-	-	-	-	-	-	-	-	-	-	-	
TDCs		-	-	-	-	-	-	-	-	-	-	-	-	-	-	-	
CFDA 20.526		-	-	-	-	-	123,632.00	-	-	-	-	-	-	123,632.00	-	351,586.00	227,954.00

MIP E01	Period: 7/01/2024 thru 8/31/2025	-	-	-	-	-	20,000.00	-	-	-	-	-	-	20,000.00	-	20,000.00	-
Local		-	-	-	-	-	-	-	-	-	-	-	-	-	-	20,000.00	-

		SEPT	OCT	NOV	DEC	JAN	FEB	MAR	APR	MAY	JUN	JUL	AUG	TOTAL	Less Previous Request	BUDGET	Variance
MIP 010	Period: 09/01/2025 thru 08/31/2026	-	-	-	-	-	-	-	-	-	-	-	-	-	-	-	-
Local		332.63	251.80	315.66	221.34	540.81	221.90	264.11	-	-	-	-	-	2,148.25	-	4,300.00	2,151.75
		1,222.70	1,437.88	1,231.40	2,250.68	532.80	537.31	751.57	-	-	-	-	-	7,964.34	-	20,000.00	12,035.66
		739.33	1,361.73	1,904.10	719.33	2,597.27	1,964.28	1,375.44	-	-	-	-	-	10,661.48	-	21,150.00	10,488.52
		2,294.66	3,051.41	3,451.16	3,191.35	3,670.88	2,723.49	2,391.12	-	-	-	-	-	20,774.07	-	45,450.00	24,675.93
MIP 018	Period: 09/01/2025 thru 08/31/2026	-	-	-	-	-	-	-	-	-	-	-	-	-	-	-	-
Local		4,016.20	3,677.25	4,142.86	3,625.85	3,133.16	6,112.42	2,624.63	-	-	-	-	-	27,332.37	-	83,687.00	56,354.63
		4,016.20	3,677.25	4,142.86	3,625.85	3,133.16	6,112.42	2,624.63	-	-	-	-	-	27,332.37	-	83,687.00	56,354.63

EMERGENCY RELIEF PROJECTS

		SEPT	OCT	NOV	DEC	JAN	FEB	MAR	APR	MAY	JUN	JUL	AUG	TOTAL	Less Previous Request	BUDGET	Variance
TX-2024-055-00 Emergency Relief	Grant U06	-	-	-	-	-	-	-	-	-	-	-	-	-	-	-	-
Bus Support Equip & Facility Rehab/Renovate A Operations	FED	-	-	-	-	-	-	-	-	-	-	-	-	-	-	148,964.00	148,964.00
	11.44.01	-	-	-	-	-	-	-	-	-	-	-	-	-	-	66,931.00	66,931.00
	30.09.08	-	-	-	-	-	-	-	-	-	-	-	-	-	-	2.00	2.00
CFDA 20.527		-	-	-	-	-	-	-	-	-	-	-	-	-	-	215,897.00	148,964.00



Concho Valley Transit District Report

MARCH 2026

Ryan Herrera



March

2026-03-01 → 2026-03-31



Reset Filters

Ridership

Rider

Rider Experience

Charges

OTP



95.04

OTP (Leave At)



94.47

OTP (Arrive By Dropoff)



96.65

OTP (Arrive By Pickup)



96.59

Average Review



96.06

March

Avg. # Riders per Request

1.08

Avg. Travel Distance

15.54

Mean Wait Time

20.7

Median Wait Time

14.37

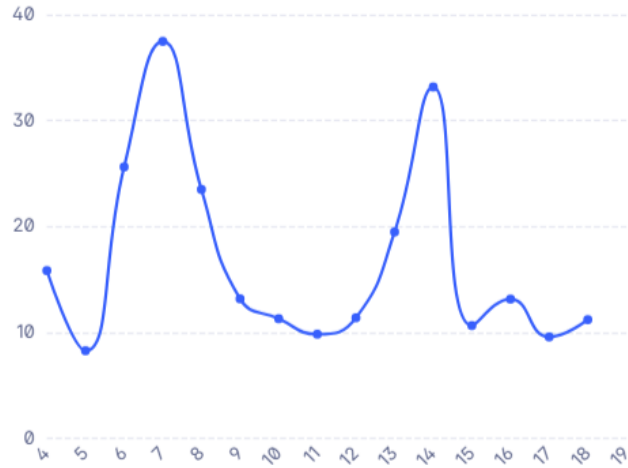
Avg. # of Requests per Rider

12.1

Avg. Travel Duration

27.19

Avg. Travel Duration per hour



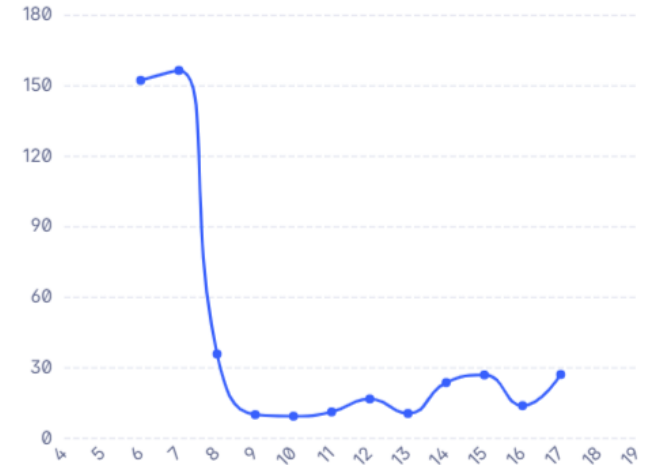
● Request Average in Vehicle Duration Minutes Per Boarding

Mean Wait Time per hour



● Request Average Wait Time Minutes Per Boarding

Median Wait Time per hour



● Estimate Results Median Estimated Wait Time (Minutes)

March

Total Requested Boardings

9549

Completed Boardings

6873

Total Requests

8840

Completed Requests

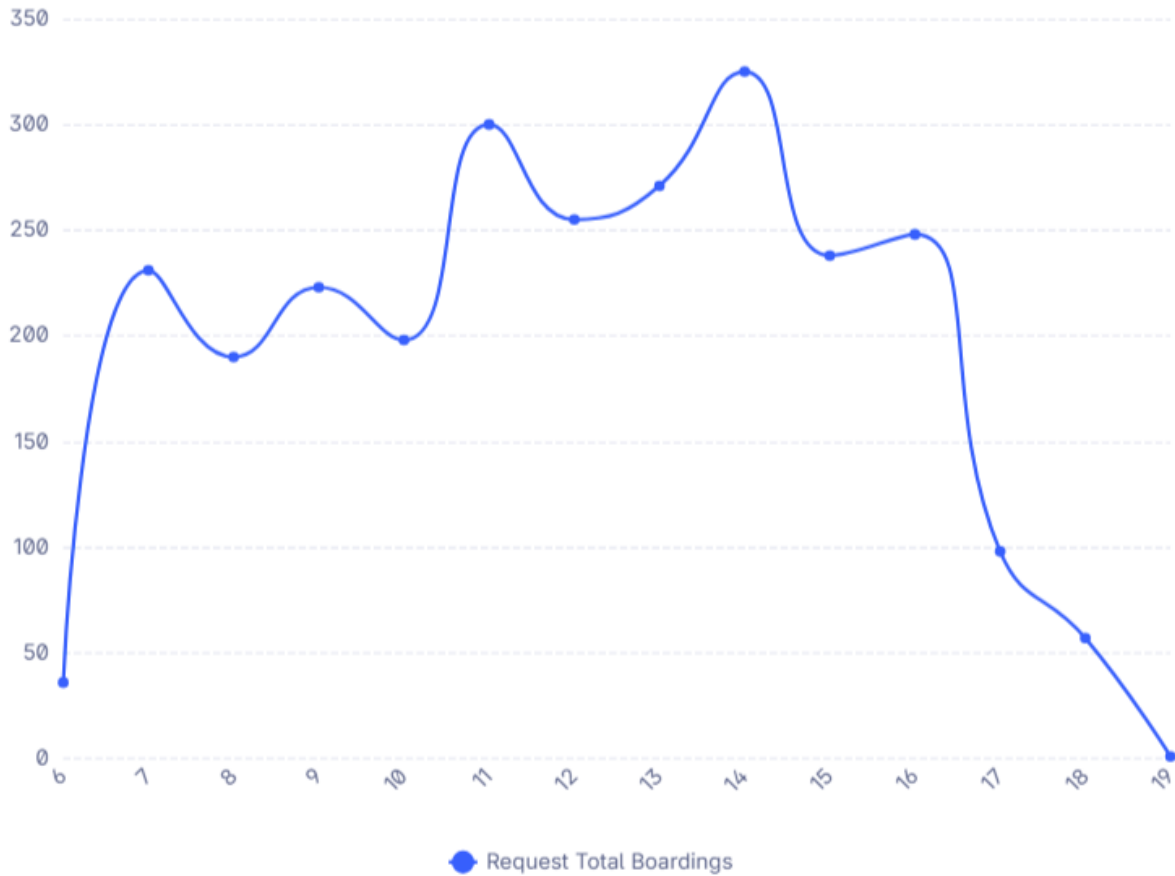
6357

Completed Boardings per hour



March

Cancelled Boardings per hour



Boarding Cancellations

2671

No Drivers Available Requests

5

Request Cancellations

2478

Cancellation Percentage

27.99

Boarding Cancellations (No-Show)

274

Request Cancellations (No Show)

258

Cancellation Percentage (No Show)

2.87

Statistics – March

- Fixed Route Passengers: **17,244** (**Down 2% from March 2025**)
- ASU Ridership: **831** (**Down 55% from March 2025**)
- Goodfellow Ridership: **30** (**Down 158% from March 2025**)
- Fixed Route On Time Performance: 91%

- Rural Passengers: **2,448** (**Down 5% from March 2025**)
- Rural On Time Performance: 98%

- Demand Response Passengers: **4,745** (**Up 14% from March 2025**)
- Demand Response On Time Performance: 94%



Rural Ridership Comparison

FY 2023-2024	
Month	# of Passengers
September	1790
October	2046
November	1992
December	1784
January	2010
February	1802
March	1943
April	1847
May	2194
June	1955
July	2255
August	2050
Total	23668

FY 2024-2025	
Month	# of Passengers
September	2163
October	2671
November	2230
December	2251
January	2446
February	2418
March	2836
April	3393
May	3141
June	2845
July	2767
August	2827
Total	31988

FY 2025-2026	
Month	# of Passengers
September	2709
October	3001
November	2496
December	2623
January	2256
February	1827
March	2448
April	
May	
June	
July	
August	
Total	17360

County Ridership Statistics - February

- Coke County: **112 Passengers, 4,966 miles**
- Concho County: **107 Passengers, 2,064 miles**
- Crockett County: **166 Passengers, 10,909 miles**
- Irion County: **111 Passengers, 3,307 miles**
- Kimble County: **90 Passengers, 2,333 miles**
- Mason County: **382 Passengers, 1,679 miles**
- McCulloch County: **599 Passengers, 15,846 miles**
- Menard County: **156 Passengers, 3,731 miles**
- Reagan County: **46 Passengers, 1,531 miles**
- Schleicher County: **144 Passengers, 3,940 miles**
- Sterling County: **56 Passengers, 1,905 miles**
- Sutton County: **177 Passengers, 7,445 miles**
- Tom Green County (Rural): **173 Passengers, 3,022 miles**

Urban Ridership Comparison

FY 2023-2024	
Month	# of Passengers
September	6338
October	4920
November	4448
December	5070
January	4189
February	4931
March	3909
April	3650
May	3656
June	4833
July	3673
August	3794
Total	53411

FY 2024-2025	
Month	# of Passengers
September	3789
October	4243
November	3712
December	3561
January	4087
February	4020
March	4349
April	4249
May	3542
June	3298
July	3528
August	3726
Total	46104

FY 2025-2026	
Month	# of Passengers
September	3952
October	4221
November	3595
December	3932
January	3851
February	4142
March	4,745
April	
May	
June	
July	
August	
Total	28438



Fixed Route Ridership Comparison (FR 1-7, GAFB, and ASU)

FY 2023-2024	
Month	# of Passengers
September	18,260
October	18,469
November	17,874
January	16,297
January	16,417
February	18,058
March	18,170
April	18,123
May	18,052
June	14,901
July	18,123
August	19,998
Total	212,742

FY 2024-2025	
Month	# of Passengers
September	18,314
October	20,924
November	19,300
January	18,062
January	17,244
February	17,260
March	18,581
April	19,351
May	19,037
June	16,910
July	20,988
August	20,311
Total	226,282

FY 2025-2026	
Month	# of Passengers
September	18,802
October	20,220
November	17,905
December	17,280
January	17,229
February	16,826
March	18,105
April	
May	
June	
July	
August	
Total	126,367



Safety-March 2026

- At fault accidents- 2
- Not at fault- 0
- Employee Injuries- 0

- Safety Topics-
 - Backing
 - Intersections
 - Railroad Crossings
 - Emergency Situations
 - Changing Lanes
 - Severe Weather
 - Title VI

