



**CONCHO VALLEY TRANSIT DISTRICT  
BOARD OF DIRECTORS MEETING**

Wednesday, February 11, 2026 at 2:45 p.m.

Concho Valley Council of Governments

5430 Link Rd, San Angelo, Texas 76904 and via Teleconference

*The meeting place is accessible to persons with disabilities. If assistance is needed to observe or comment, please call the CVCOG office at 325-944-9666 at least 24 hours prior to the meeting.*

Join By Zoom Teleconference - <https://us06web.zoom.us/j/88301097691>

\*Meeting ID: **883 0109 7691** \*Passcode: **631204**

833 548 0282 US Toll-free

877 853 5247 US Toll-free

888 788 0099 US Toll-free

833 548 0276 US Toll-free

**Agenda**

**NOTICE:** The Concho Valley Council of Governments may discuss, deliberate and take all appropriate action on any matter listed on this Agenda. Items on this Agenda may be taken out of the order listed. The Executive Committee reserves the right to deliberate in closed session pursuant to 551 of the Texas Government Code. Public comment is limited to five minutes per person on any agenda item.

**BUSINESS**

1. Determination of Quorum and Call to Order
2. Invocation and Pledge of Allegiance
3. Public Comment
4. Consider and take appropriate action concerning the minutes from the January 14, 2026 Meeting.

**REGULAR AGENDA**

5. Consider and take appropriate action concerning Checks in excess of \$2,000 for November 2025.
6. Consider and take appropriate action concerning the request to purchase a support vehicle in an amount not to exceed \$55,000.00.
7. Information Items and Reports
  - a. Review of the CVTD Monthly Financials for November 2025 (Balance Sheet, Schedule of Revenue by Source, and Grant Detail) – Audrey Aguirre, Finance Manager
  - b. Maintenance Facility Update – Ryan Jansa, CVCOG Facilities Manager
  - c. Transit Report – Ryan Herrera, Assistant Director of Transportation
8. Consideration of any other business.

9. Adjournment

\*\*\*\*\*

*The Concho Valley Council of Governments reserves the right to conduct an executive/closed session at any time during the course of this meeting to discuss any matter listed on the agenda posted for this meeting, as needed, pursuant to one or more authorized and applicable exceptions to an open meeting described in Chapter 551 of the Texas Government Code (the Texas Open Meeting Act), including but not limited to the following statutory exceptions: Texas Government Code Sections 551.071 and 551.129 (Consultation with Attorney), 551.072 (Deliberation Regarding Real Property), 551.073 (Deliberation Regarding Prospective Gift or Donation), 551.074 (Personnel Matters), 551.076 and 551.089 (Deliberation Regarding Security Devices or Security Audits), or 551.087 (Deliberation Regarding Economic Development Negotiations).*

*Posted in accordance with the Texas Government Code, Title V, Chapter 551, Section .053 this, 4<sup>th</sup> day of February 2026.*

DocuSigned by:

*Erin Hernandez*

C7562D7C6336473...

**Erin Hernandez, Executive Director**



**CONCHO VALLEY TRANSIT  
BOARD OF DIRECTORS MEETING MINUTES  
Wednesday, January 14, 2026**

The Concho Valley Transit District Board of Directors met on Wednesday, January 14, 2026 at 2:45 p.m. at 5430 Link Rd., San Angelo, Texas 76904 and via Zoom Teleconference.

Members present were:

**Harry Thomas, Chairman**, COSA Council Member, District 3  
**Molly Criner, Vice-Chairman**, Irion County Judge  
**Charlie Bradley**, Schleicher County Judge  
**Lane Carter**, Tom Green County Judge  
**Brandon Corbin**, Menard County Judge  
**Belinda Counts**, Sterling County Judge  
**Sheree Hardin**, Mason County Judge  
**Hal Rose**, Kimble County Judge  
**Hal Spain**, Coke County Judge  
**Frank Tambunga**, Crockett County Judge  
**Frank Trull**, McCulloch County Judge

Members absent were:

**David Dillard**, Concho County Judge  
**Jody Harris**, Sutton County Judge  
**Karen Hesse-Smith**, COSA Council Member, District 5  
**Jim O'Bryan**, Reagan County Judge

Guests present were:

**Lori Wilson**, District Director for State Representative Drew Darby

**BUSINESS**

Council Member Harry Thomas, Chairman, announced the presence of a quorum and called the meeting to order at 2:45 p.m.

Judge Frank Tambunga gave the invocation and led the Pledge of Allegiance.

There was no public comment.

**APPROVAL of the Minutes**

Judge Charlie Bradley made a motion to approve the Meeting Minutes from December 10, 2025. Judge Hal Spain seconded the motion. No questions or discussion. The motion passed unanimously.

**CLOSED SESSION**

Council Member Harry Thomas announced item 5 – Closed Session. At 2:46 p.m. Judge Charlie Bradley made a motion to enter the closed session. Judge Hal Rose seconded the motion. No questions or discussion. The motion passed unanimously.

Judge Charlie Bradley made a motion to reconvene the Concho Valley Transit District Board of Directors meeting at 2:51 p.m. Judge Hal rose seconded the motion. No questions or discussion. The motion passed unanimously.

### **APPROVAL of Checks**

Audrey Aguirre, Finance Manager, presented the checks in excess of \$2,000 written for October 2025. Judge Charlie Bradley made a motion to approve the checks as presented. Judge Frank Tambunga seconded the motion. No questions or discussion. The motion passed unanimously.

### **APPROVAL of the revisions to the ADA Paratransit Services Guidebook**

Blanca Cardona, Safety Manager, presented the revisions to the ADA Paratransit Services Guidebook for approval. Judge Brandon Corbin made a motion to approve the revisions as presented. Judge Hal Rose seconded the motion. No questions or discussion. The motion passed unanimously.

### **APPROVAL of the request to purchase of up to two replacement vehicles not to exceed \$500,000**

Jaylon Seales, Procurement Manager, presented the request to purchase of up to two replacement vehicles not to exceed \$500,000 for approval. Judge Charlie Bradley made a motion to approve the request as presented. Judge Frank Tambunga seconded the motion. No questions or discussion. The motion passed unanimously.

### **INFORMATION ITEMS & REPORTS**

- a. Audrey Aguirre, Finance Manager, gave the report of the CVTD Monthly Financials for October 2025. She gave an overview of the balance sheet, schedule of revenue and grant detail. There is no action to take, as this is an informational item only.
- b. Director's Report – Ryan Herrera, Assistant Director of Transportation, reported the staffing needs of urban demand response and updating the fixed route locations. Mr. Herrera also reported on the statistics, rural ridership, county ridership statistics, urban ridership, fixed route ridership comparison, and the fixed route comparison, all for the month of December. Mr. Herrera reported on CVT's safety metrics and the recent topics of their safety meeting for December. The December safety topics focused on Crash Trends-#EndtheStreak, Distracted Driving/Cell Phone Policy, Stop Signs/Lights, Railroad Crossings, Wheelchair Securement, Backing (GOAL), Switching Lanes, and Winter and Wildlife. There is no action to take, as this is an informational item only.

### **OTHER BUSINESS**

- a. Council Member Harry Thomas asked that we make note that Mayor Tom Thompson will give the invocation and lead the Pledge of Allegiance for the February 11, 2026 meeting.

### **ADJOURNMENT**

There being no other items to discuss, Judge Charlie Bradley made a motion to adjourn the meeting. Judge Lane Carter seconded the motion. Council Member Harry Thomas adjourned the meeting at 3:03 p.m.

---

Duly adopted at the meeting of the Concho Valley Transit District Board of the Concho Valley Council of Governments on this 11<sup>th</sup> day of February 2026.

---

Councilman Harry Thomas, Chairman

---

Judge Molly Criner, Vice-Chairman

**CVTD**  
Check/Voucher Register  
From 11/1/2025 Through 11/30/2025

<u>Docum... Number</u>	<u>Document Date</u>	<u>Name</u>	<u>Transaction Description</u>	<u>Document A...</u>
24960	11/18/2025	City of San Angelo-Transit	Fuel for CVT Vehicles 9/1/25-9/30/25	21,926.83
24962	11/18/2025	Model 1 Commercial Vehicles dba Creative Bus Sales	2025 ADA accessible van SKA97007 unit1736373	123,632.00
24974	11/18/2025	Slate Group	1000 9x12 pkt fldr, 2250 flyers, 2 vinyl bnnrs, 2 double s	3,598.87
24977	11/18/2025	Texas Lonestar Collision, LLC	1315: refurb vehicle paint body	7,788.80
24987	11/25/2025	G&G AUTOMOTIVE	2306 - lvl D oil chng, repair leak in rear AC	2,927.61
Report Total				<u>159,874.11</u>



# Memo

**To:** CVTD Board of Directors

**From:** Jaylon Seales, Safety Manager

**Date:** 02/11/2026

**Re:** CONSIDER AND TAKE APPROPRIATE ACTION – ITEM 6

---

## ITEM 6

Jaylon Seales, Procurement Manager, is seeking consideration and approval concerning the request to purchase a support vehicle in an amount not to exceed \$55,000.00.

*Approved at the CVTD Board Meeting on February 11, 2026.*

## **Support Vehicle Information**

A non-revenue vehicle used by Concho Valley Transit to transport administrative, supervisory, or operations staff in support of transit services. Support vehicles are utilized for activities such as attending meetings, conducting field oversight, responding to service issues or incidents, and performing other operational or administrative functions necessary to maintain and support transit operations.

## **Support Vehicle Examples:**

Sedan



SUV



Truck



CVTD  
Balance Sheet - CVTD Balance Sheet  
As of 11/30/2025

	Current Period Balance	
Assets		
Square Bank Account	15,853.14	1114000
First Financial Transit District Bank Acct	577,652.54	1115000
First Financial ICB Bank Acct	37,921.59	1119000
Petty Cash	150.00	1198000
Grant B06, RD-2024-CVTD-00024	3,636.00	1201003
FTA/TxDOT Urban AR	738,402.00	1241000
TxDOT Rural	613,975.00	1242000
TxDOT Rural SEP	113,072.00	1242001
TxDOT ED-5310-Mobility Mngt	115,256.00	1251000
TXDOT RPTCP Receivable	14,707.00	1281000
Grant B05, FTA TX-2024-044	123,632.00	1282001
Grant B03, BBF-5339-D-2022-00069	7,788.00	1283100
Account Receivable-AMR	10,529.55	1300000
Accounts Receivable - TVC	12,377.15	1300001
Accounts Receivable - SafeRide	436.24	1306000
Coke County	2,980.67	1370000
City of San Angelo	17,148.00	1386000
Angelo State University	9,975.00	1387000
CV Area Agency on Aging	40.00	1389000
CV Foster Grandparent	609.00	1390000
Accounts Receivable-General	4,511.22	1391000
CV Senior Companion	1,149.00	1393000
CV Economic Development District	90,223.00	1394000
Bus Passes Receivable	1,745.00	1396000
Other Assets - Project Equipment	3,516,371.85	1811000
Other Assets - Land Chadbourne	353,098.80	1812000
Other Assets - Building Chadbourne	4,609,183.84	1813000
Other Assets - Land Link Road	396,000.00	1814000
Other Assets - Building Link Road	3,043,401.50	1815000
Total Assets	14,431,825.09	
Liabilities		
AP	128,562.66	2111000
AP Owed to CVCOG	367,182.16	2112000
Unearned Revenue-COSA	351,898.00	2911000
Unearned Revenue- Insurance Payments	31,298.92	2915000
Unearned Revenue - County Membership Dues	172,815.46	2917000
Unearned Revenue-AMR	2,811.84	2919000
Unearned Revenue- Bus Passes	1,745.00	2920000
Unearned Revenue- SafeRide	33,035.29	2922000
Unearned Revenue- CVCOG	8,750.01	2927000
Unearned Revenue-TVC	25,604.65	2936000
Total Liabilities	1,123,703.99	
Fund Balance		
Unassigned General Fund	1,262,589.06	3101000
Investment - Capital Assets	11,918,055.99	3110000



CVTD  
Balance Sheet - CVTD Balance Sheet  
As of 11/30/2025

Restricted - Insurance Payments	3,668.47	3603000
Restricted - Local Funds	1,420.12	3604000
Total Fund Balance	13,185,733.64	
Excess Revenue Over Expenditures	122,387.46	
Total Liabilities and Fund Balance	14,431,825.09	

SCHEDULE OF REVENUES BY SOURCE  
September 1, 2025 - August 31, 2026  
CV Transit District

Grant No	Grant Name	Federal	ARP and CARES	State Administered Federal	State	Toll Credits	Program Income	Transit Charter	Transit Medical	Sale of Equipment	CVEDD Vendor	Pass Thru	FGP/SCP/Aging Vendor	TML Ins	Local Revenue	COSA & Counties	Total Revenue	Total Expenditures	Excess Revenue over Expenditures	Notes
010	ICB Program	-	-	-	-	-	900.09	-	4,394.48	-	-	3,891.98	-	-	-	-	9,186.55	9,186.55	-	
018	Extended Medical Transp Program	-	-	-	-	-	-	-	11,836.31	-	-	-	-	-	-	-	11,836.31	11,836.31	-	
B03	Grant B03, CVTD BBF-5339-D-2022-00069	-	-	7,788.00	-	1,558.00	-	-	0.80	-	-	-	-	-	-	-	9,346.80	9,346.80	-	
B05	Grant B05, FTA-TX-2024-044-FWHA Flex	123,632.00	-	-	-	-	-	-	-	-	-	-	-	-	-	-	123,632.00	123,632.00	-	
B06	Grant B06, RD-2024-CVTD-00024	-	-	1,560.00	-	-	-	-	389.94	-	-	-	-	-	-	-	1,949.94	1,949.94	-	
M08	Mobility Urban 5310-2024-00159	-	-	12,202.00	-	-	-	-	952.09	-	-	-	-	-	-	-	13,154.09	13,154.09	-	
M09	Mobility Urban 5310-2024-00130	-	-	3,500.00	-	700.00	-	-	0.77	-	-	-	-	-	-	-	4,200.77	4,200.77	-	
M10	Mobility Urban 5310-2023-00107	-	-	40,447.00	-	2,295.00	-	-	23,588.75	-	-	-	-	-	-	-	66,330.75	66,330.75	-	
M11	Mobility Urban 5310-2025-00067	-	-	9,944.00	-	1,988.00	-	-	650.87	-	-	-	-	-	-	-	12,582.87	12,582.87	-	
M12	Mobility Rural 5310-2025-00064	-	-	8,371.00	-	1,674.00	-	-	603.25	-	-	-	-	-	-	-	10,648.25	10,648.25	-	
P05	Grant P05, 5-YR RCTP-2025-CVTD-00013	-	-	149.00	-	30.00	-	-	1.69	-	-	-	-	-	-	-	180.69	180.69	-	
P06	Grant P06, RPTCP 2025-CVTD-00017	-	-	14,558.00	-	2,912.00	-	-	0.92	-	-	-	-	-	-	-	17,470.92	17,470.92	-	
R06	CVTD Rural SEP FY 24-25	-	-	25,551.00	38,328.00	-	-	-	4.80	-	-	-	-	-	-	-	63,883.80	63,883.80	-	
R07	CVTD Rural FY 25-26	-	-	243,330.00	181,771.00	4,047.00	458.00	-	-	-	21,201.00	-	1,311.50	-	-	-	452,118.50	427,873.34	24,245.16	excess revenue
U07	CVTD Urban FY 25-26	410,334.00	-	-	328,068.00	-	34,309.92	3,537.51	20.00	-	74,424.00	-	2,345.00	500.00	40,971.12	-	894,509.55	796,367.25	98,142.30	excess revenue
U06	Grant U06, FTA TX-2024-055 Emerg Relief	-	-	-	-	-	-	-	-	-	-	-	-	-	-	-	-	0.00	-	
		533,966.00	-	367,400.00	548,167.00	15,204.00	35,668.01	3,537.51	42,444.67	-	95,625.00	3,891.98	3,656.50	500.00	40,971.12	-	1,691,031.79	1,568,644.33	-	

24,245.16 Rural verification with Grant Detail  
98,142.30 Urban verification with Grant Detail  
- Local verification with Grant Detail

122,387.46

**CVTD**  
Statement of Revenues and Expenditures  
From 9/1/2025 Through 11/30/2025

		<u>Current Period Actual</u>
Revenue		
4128003	FTA TX-2024-044 FWHA FLEX	123,632.00
4128005	FTA TX-2025-045 CDFA 20.507	410,334.00
4202001	Grant B06, RD-2024-CVTD-00024	1,560.00
4202004	TXDOT 5YR-RCTP	149.00
4202100	Grant B03, BBF-5339-D-2022-00069	7,788.00
4207000	TXDOT RPTCP CFDA 20.505	14,558.00
4250001	TXDOT 5311-2025-CVTD-0034 CFDA 20.509	142,985.00
4276102	TXDOT 5311-2024-CVTD-00028 SEP	38,328.00
4282001	TXDOT 5311-2024-00056	125,896.00
4284000	TxDOT 5310-ED-Mobility Mngt, CFDA 20.513	74,464.00
4306001	TXDOT State-R-2025-CVTD-00090	181,771.00
4307001	TXDOT State-U-2025-CVTD-00070	328,068.00
4412000	Transportation Toll Credits	15,204.00
4521000	Organization Program Income	6,063.30
4522000	Program Income	28,454.71
4523000	Local Revenue	40,971.12
4524000	Greyhound Lines Pass-Thru	3,891.98
4525000	Transit Charter Fees	3,537.51
4526000	Building Lease	1,150.00
4712000	TML Insurance Payment	500.00
4757000	SafeRide Medical Transportation	11,836.31
4759000	AMR Medical Transportation	30,608.36
4760000	CVEDD Vendor Contract	95,625.00
4762000	FGP Vendor Contract	969.50
4763000	Transp Aging Vendor Cont	700.00
4764000	SCP Vendor Contract	1,987.00
	Total Revenue	<u>1,691,031.79</u>
Expenditures		
5110000	General Wages	177,542.40
5150000	Vacation Time Allocation	43,108.38
5151000	Medicare Tax	9,043.78
5172000	Workers Comp Insurance	49,270.91
5173000	SUTA	425.76
5174000	Health Insurance Benefit	135,190.92
5175000	Dental Insurance Benefit	5,115.59
5176000	Life Insurance Benefits	4,150.32
5177000	HSA Insurance Benefit	733.66
5181000	Retirement	70,807.56
5199000	Management and Administration Indirect	69,231.65
5203000	Uniforms	307.23
5204000	Greyhound Pass-Thru	3,685.61
5206000	HR Service Center	24,762.36
5207000	Procurement Service Center	23,644.95
5208000	Information Technology Service Center	23,757.67
5210000	Driver Wages	423,132.09
5217000	Dispatch/Customer Service Wages	22,352.24
5218000	Driver Overtime Wages	18,311.04
5219000	Dispatch/Customer Service Overtime Wages	2,365.26
5291000	Contract Services	2,611.90
5309000	Travel-In Region	14.20
5310000	Travel-Out of Region	1,950.00

**CVTD**  
Statement of Revenues and Expenditures  
From 9/1/2025 Through 11/30/2025

	<u>Current Period Actual</u>
5312000 Meals	661.33
5351000 Fuel	74,541.55
5352000 Lubricant, Oil, Other Fluids(except Fuel)	9,426.19
5361000 Vehicle Maintenance	147,693.69
5363000 Tires	18,088.95
5431000 Utilities	5.20
5451000 Facility Allocation	2,438.95
5510000 Supplies	5,650.72
5516000 Supplies - Bus/Service Vehicles	134.91
5520000 Parts Supplies	9,225.16
5618000 Capital Vehicle Improvements	7,788.80
5622000 Computers/Software	2,964.76
5625000 Capital-Replace Van	123,632.00
5629000 Tools	52.76
5632000 Copier	313.65
5711000 Insurance	10,202.06
5712000 Communications - Bus	2,314.51
5713000 Cell Phones	225.46
5721000 Printing	1,705.16
5722000 Ads & Promotions	1,901.50
5753000 Dues and fees	457.94
5754000 Vehicle Registration	49.00
5762000 Postage/freight	368.59
5793000 Physicals	1,170.00
5796000 Safety	2,318.12
5810000 Multi-Modal Supplies	2,405.98
5811000 Multi-Modal Insurance	1,802.21
5814000 Multi-Modal Internet	2,196.22
5831000 Multi-Modal Utilities	6,368.58
5851000 Multi-Modal Building Maintenance	4,550.07
5861000 Multi-Modal Communications	1,139.22
5876000 Shop Christoval Rd Utilities	131.61
6999000 Transportation Toll Credits	<u>15,204.00</u>
Total Expenditures	<u>1,568,644.33</u>
Excess Revenue over Expenditures	<u><u>122,387.46</u></u>

CONCHO VALLEY TRANSIT DISTRICT September 2025 through August 2026																			
URBAN PROGRAM			SEPT	OCT	NOV	DEC	JAN	FEB	MAR	APR	MAY	JUN	JUL	AUG	TOTAL	Less Previous Request	BUDGET	Variance	
			SEPT	OCT	NOV	DEC	JAN	FEB	MAR	APR	MAY	JUN	JUL	AUG	TOTAL	Request	BUDGET	Variance	
TOTAL EXPENSE			-	-	233,000.78	276,234.44	287,132.03	-	-	-	-	-	-	-	796,367.25	-	3,424,497.17	2,628,129.92	
Urban - 5307	Grant U07	URB 1901 (07)																	
STATE-U-2025-00070	STATE	Period 9/1/25 thru 08/31/2026																	
Preventative Maint	11.7A.00	1,202.00	8,757.00	10,737.00	-	-	-	-	-	-	-	-	-	-	20,696.00	-	46,600.00	25,904.00	
Operating	30.09.01	95,958.00	103,077.00	108,337.00	-	-	-	-	-	-	-	-	-	-	307,372.00	-	362,890.00	55,518.00	
TOTAL		97,160.00	111,834.00	119,074.00	-	-	-	-	-	-	-	-	-	-	328,068.00	-	409,490.00	81,422.00	
-	-	-	-	-	-	-	-	-	-	-	-	-	-	-	-	-	-	-	
FTA TX-2020-175-00 Y403	Grant U07	Grant Award started September 2019																	
Operations	30.09.01	-	-	-	-	-	-	-	-	-	-	-	-	-	-	853,147.00	853,147.00	-	
ADA	11.7C.00	-	-	-	-	-	-	-	-	-	-	-	-	-	-	270,171.00	270,171.00	-	
Prev Maint	11.7A.00	-	-	-	-	-	-	-	-	-	-	-	-	-	-	212,629.00	212,629.00	-	
Lease Yards	11.46.05	-	-	-	-	-	-	-	-	-	-	-	-	-	-	96,000.00	96,000.00	-	
Acquire Mobile Surv/Security Equip	11.42.09	-	-	-	-	-	-	-	-	-	-	-	-	-	-	-	-	-	
Bus Support Equip/Facilities Engineer &Design	11.41.02	-	-	-	-	-	-	-	-	-	-	-	-	-	-	74,736.00	200,000.00	125,264.00	
TOTAL	CFDA 20.507	-	-	-	-	-	-	-	-	-	-	-	-	-	-	1,506,683.00	1,631,947.00	125,264.00	
-	-	-	-	-	-	-	-	-	-	-	-	-	-	-	-	-	-	-	
FTA TX-2021-100-01	Grant U07	Grant Award started September 2021																	
Operations	30.09.01	-	-	-	-	-	-	-	-	-	-	-	-	-	-	900,000.00	900,000.00	-	
ADA	11.7C.00	-	-	-	-	-	-	-	-	-	-	-	-	-	-	120,000.00	120,000.00	-	
Prev Maint	11.7A.00	-	-	-	-	-	-	-	-	-	-	-	-	-	-	357,784.00	357,784.00	-	
Lease Yards	11.46.05	-	-	-	-	-	-	-	-	-	-	-	-	-	-	53,760.00	53,760.00	-	
Acquire Bus Passenger Shelters	11.32.10	-	-	-	-	-	-	-	-	-	-	-	-	-	-	62,520.00	62,520.00	-	
Eng/Design Yards & Shops	11.41.05	-	-	-	-	-	-	-	-	-	-	-	-	-	-	8,742.00	8,742.00	-	
TOTAL	CFDA 20.507	-	-	-	-	-	-	-	-	-	-	-	-	-	-	1,503,124.00	1,503,124.00	-	
-	-	-	-	-	-	-	-	-	-	-	-	-	-	-	-	-	-	-	
FTA TX-2023-005-01	Grant U07	Grant Award started September 2022																	
Operations	30.09.01	-	-	-	-	-	-	-	-	-	-	-	-	-	-	1,149,309.00	1,149,309.00	-	
ADA	11.7C.00	-	-	-	-	-	-	-	-	-	-	-	-	-	-	410,318.00	410,318.00	-	
Prev Maint	11.7A.00	-	-	-	-	-	-	-	-	-	-	-	-	-	-	347,200.00	347,200.00	-	
Lease Yards	11.46.05	-	-	-	-	-	-	-	-	-	-	-	-	-	-	67,200.00	67,200.00	-	
Acquire Mobile Surv/Security Equip	11.42.09	-	-	-	-	-	-	-	-	-	-	-	-	-	-	-	5,350.00	5,350.00	
TOTAL	CFDA 20.507	-	-	-	-	-	-	-	-	-	-	-	-	-	-	1,974,027.00	1,979,377.00	5,350.00	
-	-	-	-	-	-	-	-	-	-	-	-	-	-	-	-	-	-	-	
FTA TX-2024-023	Grant U07	Grant Award started September 2023																	
Operations	30.09.01	-	-	-	-	-	-	-	-	-	-	-	-	-	-	1,439,757.00	1,439,757.00	-	
ADA	11.7C.00	-	-	-	-	-	-	-	-	-	-	-	-	-	-	210,053.00	210,053.00	-	
Prev Maint	11.7A.00	-	-	-	-	-	-	-	-	-	-	-	-	-	-	346,951.00	346,951.00	-	
Lease Yards	11.46.05	-	-	-	-	-	-	-	-	-	-	-	-	-	-	40,320.00	53,760.00	13,440.00	
Acquire Bus Passenger Shelters	11.32.10	-	-	-	-	-	-	-	-	-	-	-	-	-	-	26,420.00	29,010.00	2,590.00	
TOTAL	CFDA 20.507	-	-	-	-	-	-	-	-	-	-	-	-	-	-	2,065,421.00	2,100,536.00	35,115.00	
-	-	-	-	-	-	-	-	-	-	-	-	-	-	-	-	-	-	-	
FTA TX-2024	Grant U06	Grant Award 2019 Lapsing Funds																	
Operations	FED 30.09.01	-	-	-	-	-	-	-	-	-	-	-	-	-	-	-	-	-	
TOTAL	CFDA 20.507	-	-	-	-	-	-	-	-	-	-	-	-	-	-	-	-	-	
-	-	-	-	-	-	-	-	-	-	-	-	-	-	-	-	-	-	-	
FTA TX-2025-045	Grant U07	Grant Award started September 2024																	
Operations	30.09.01	81,343.00	90,542.00	99,827.00	-	-	-	-	-	-	-	-	-	-	271,712.00	518,628.00	1,418,310.00	627,970.00	
ADA	11.7C.00	27,844.00	19,844.00	8,146.00	-	-	-	-	-	-	-	-	-	-	55,834.00	48,649.00	419,546.00	315,063.00	
Prev Maint	11.7A.00	4,809.00	35,030.00	42,949.00	-	-	-	-	-	-	-	-	-	-	82,788.00	17,685.00	200,898.00	100,425.00	
Acquire Bus Passenger Shelters	11.32.10	-	-	-	-	-	-	-	-	-	-	-	-	-	-	-	38,000.00	38,000.00	
Acquire Mobile Surv/Security Equip	11.62.03	-	-	-	-	-	-	-	-	-	-	-	-	-	-	-	20,977.00	20,977.00	
TOTAL	CFDA 20.507	113,996.00	145,416.00	150,922.00	-	-	-	-	-	-	-	-	-	-	410,334.00	584,962.00	2,097,731.00	1,102,435.00	
-	-	-	-	-	-	-	-	-	-	-	-	-	-	-	-	-	-	-	
Total Government Funding			-	211,156.00	257,250.00	269,996.00	-	-	-	-	-	-	-	-	738,402.00	-	7,634,217.00	9,722,205.00	1,349,586.00
OTHER REVENUE			-	-	-	-	-	-	-	-	-	-	-	-	-	-	-	-	-
Organization Program Revenue	-	2,081.30	882.00	3,100.00	-	-	-	-	-	-	-	-	-	-	6,063.30	-	23,000.00	16,936.70	
Program Revenue	-	11,337.25	9,514.55	6,658.82	-	-	-	-	-	-	-	-	-	-	27,510.62	-	95,000.00	67,489.38	
Charter	-	812.50	1,850.00	875.01	-	-	-	-	-	-	-	-	-	-	3,537.51	-	18,000.00	14,462.49	
Building Lease	-	384.00	288.00	64.00	-	-	-	-	-	-	-	-	-	-	736.00	-	900.00	164.00	
Sale of Equipment	-	-	-	-	-	-	-	-	-	-	-	-	-	-	-	-	-	-	
TML Insurance	-	-	500.00	-	-	-	-	-	-	-	-	-	-	-	500.00	-	-	(500.00)	
Advertising	-	-	-	-	-	-	-	-	-	-	-	-	-	-	-	-	-	-	
County Rev Match	-	-	-	-	-	-	-	-	-	-	-	-	-	-	-	54,480.22	54,480.22		
Other/Local (including Ram Tram)	-	12,507.33	13,662.57	14,801.22	-	-	-	-	-	-	-	-	-	-	40,971.12	-	147,612.00	106,640.88	
Tom Green	-	-	-	-	-	-	-	-	-	-	-	-	-	-	-	-	-	-	
COSA Funds	-	-	-	-	-	-	-	-	-	-	-	-	-	-	-	351,898.60	351,898.60		
Medical	-	20.00	-	-	-	-	-	-	-	-	-	-	-	-	20.00	-	178,268.35	178,248.35	
CVEDD	-	-	20,412.00	54,012.00	-	-	-	-	-	-	-	-	-	-	74,424.00	-	460,000.00	385,576.00	
FGP	-	315.00	360.50	-	-	-	-	-	-	-	-	-	-	-	675.50	-	1,500.00	824.50	
Area Agency on Aging	-	550.00	110.00	40.00	-	-	-	-	-	-	-	-	-	-	700.00	-	3,500.00	2,800.00	
SCP	-	385.00	381.50	203.00	-	-	-	-	-	-	-	-	-	-	969.50	-	2,350.00	1,380.50	
TOTAL OTHER REVENUE	-	28,392.38	47,961.12	79,754.05	-	-	-	-	-	-	-	-	-	-	156,107.55	-	1,336,509.17	1,180,401.62	

**CONCHO VALLEY TRANSIT DISTRICT**  
September 2025 through August 2026

[illegible]

\_\_\_\_\_

RURAL PROGRAM														Less Previous Request		BUDGET		Variance	
TOTAL EXPENSE		SEPT	OCT	NOV	DEC	JAN	FEB	MAR	APR	MAY	JUN	JUL	AUG	TOTAL					
		145,708.61	179,128.77	166,919.76	-	-	-	-	-	-	-	-	-	491,757.14	-	2,394,000.70	1,902,243.56		
Rural 5311 2023		-	-	-	-	-	-	-	-	-	-	-	-	-	-	-	-		
Temp SAF Revenue		SAF	-	-	-	-	-	-	-	-	-	-	-	-	-	-	-		
TOTAL		CFDA 20.509	-	-	-	-	-	-	-	-	-	-	-	-	-	-	-		
Rural		Grant R07	Suffix	Period: 09/1/2025 thru 08/31/2026										-	-	-	-		
STATE-R-2025-00090		State	-	-	-	-	-	-	-	-	-	-	-	-	-	-	-		
Administrative		11.79.00	-	4,110.00	3,581.00	3,381.00	-	-	-	-	-	-	-	11,072.00	-	40,000.00	28,928.00		
Preventative Maint		11.7A.00	-	727.00	4,636.00	2,887.00	-	-	-	-	-	-	-	8,250.00	-	20,000.00	11,750.00		
Operating		30.09.01	-	50,094.00	56,253.00	56,102.00	-	-	-	-	-	-	-	162,449.00	-	450,104.00	287,655.00		
TOTAL		-	-	54,931.00	64,470.00	62,370.00	-	-	-	-	-	-	-	181,771.00	-	510,104.00	328,333.00		
Rural 5311		Grant R07	Suffix	Period: 9/1/24 thru 8/31/2025										-	-	-	-		
5311-2024-CVTD-00056		SAF	-	-	-	-	-	-	-	-	-	-	-	-	-	-	-		
Administrative		11.79.00	-	-	-	-	-	-	-	-	-	-	-	-	-	-	-		
Preventative Maint		11.7A.00	-	-	-	-	-	-	-	-	-	-	-	-	-	-	-		
Acq Misc Equipment		11.42.20	-	-	4,047.00	-	-	-	-	-	-	-	-	4,047.00	184,587.00	184,587.00	-		
Operating		30.09.01	-	57,961.00	63,588.00	300.00	-	-	-	-	-	-	-	121,849.00	863,374.00	985,223.00	9,176.00		
TDCs		-	-	-	4,047.00	-	-	-	-	-	-	-	-	4,047.00	7,353.00	7,353.00	3,306.00		
TOTAL		CFDA 20.509	-	57,961.00	67,635.00	300.00	-	-	-	-	-	-	-	129,943.00	1,151,151.00	1,293,576.00	9,176.00		
Rural 5311		Grant R07	Suffix	Period: 9/1/24 thru 8/31/2025										-	-	-	-		
5311-2025-CVTD-00034		SAF	-	-	-	-	-	-	-	-	-	-	-	-	-	-	-		
Administrative		11.79.00	-	16,442.00	14,324.00	13,527.00	-	-	-	-	-	-	-	44,293.00	-	160,000.00	115,707.00		
Preventative Maint		11.7A.00	-	3,286.00	19,335.00	12,561.00	-	-	-	-	-	-	-	35,182.00	-	80,000.00	44,818.00		
Operating		30.09.01	-	-	-	63,510.00	-	-	-	-	-	-	-	63,510.00	-	733,065.00	669,555.00		
TOTAL		CFDA 20.509	-	19,728.00	33,659.00	89,598.00	-	-	-	-	-	-	-	142,985.00	-	973,065.00	830,080.00		
Rural Service Expansion Program (State)		Grant R06	Suffix	Period: 7/1/24 thru 05/31/2025										-	-	-	-		
SEP-2024-CVTD-00019		STATE	-	-	-	-	-	-	-	-	-	-	-	-	-	-	-		
Operating		30.09.01	-	-	-	-	-	-	-	-	-	-	-	-	71,592.00	71,592.00	-		
Preventative Maint		11.7A.00	-	-	-	-	-	-	-	-	-	-	-	-	6,735.00	6,735.00	-		
TOTAL		CFDA 20.509	-	-	-	-	-	-	-	-	-	-	-	-	78,327.00	78,327.00	-		
Rural Service Expansion Program (State)		Grant R06	Suffix	Period: 7/1/24 thru 06/30/2026										-	-	-	-		
SEP-2024-CVTD-00028		STATE	-	-	-	-	-	-	-	-	-	-	-	35,053.00	134,167.00	278,747.00	109,527.00		
Operating		30.09.01	-	12,143.00	11,282.00	11,628.00	-	-	-	-	-	-	-	3,275.00	14,057.00	18,900.00	1,568.00		
Preventative Maint		11.7A.00	-	567.00	1,189.00	1,519.00	-	-	-	-	-	-	-	38,328.00	148,224.00	297,647.00	111,095.00		
TOTAL		-	-	12,710.00	12,471.00	13,147.00	-	-	-	-	-	-	-	-	-	-	-		
Total Government Funding		-	-	145,330.00	144,576.00	75,817.00	-	-	-	-	-	-	-	493,027.00	1,377,702.00	3,152,719.00	448,604.00		
OTHER REVENUE		-	-	-	-	-	-	-	-	-	-	-	-	-	-	-	-		
Program Revenue		-	-	12.00	24.00	8.00	-	-	-	-	-	-	-	44.00	-	1,000.00	956.00		
Charter		-	-	-	-	-	-	-	-	-	-	-	-	-	-	1,000.00	1,000.00		
Other/Local		-	-	-	-	-	-	-	-	-	-	-	-	-	-	8,000.00	8,000.00		
Advertising		-	-	-	-	-	-	-	-	-	-	-	-	-	-	-	-		
County Rev Match		-	-	-	-	-	-	-	-	-	-	-	-	-	-	408,840.70	408,840.70		
Medicaid		-	-	0.55	2.32	1.93	-	-	-	-	-	-	-	4.80	-	25,002.00	24,997.20		
CVEDD		-	-	-	5,402.00	15,799.00	-	-	-	-	-	-	-	21,201.00	-	174,422.00	153,221.00		
FGP		-	-	-	-	294.00	-	-	-	-	-	-	-	294.00	-	100.00	(194.00)		
SCP		-	-	291.50	456.50	269.50	-	-	-	-	-	-	-	1,017.50	-	3,000.00	1,982.50		
TOTAL OTHER REVENUE		-	-	520.05	6,046.82	16,408.43	-	-	-	-	-	-	-	22,975.30	-	622,596.70	599,621.40		
Total Rural Excess/(Shortage)		-	-	141.44	(28,505.95)	(74,694.33)	-	-	-	-	-	-	-	24,245.16	-	3,613.00	-		

\_\_\_\_\_

ED PROJECTS														Less Previous Request		BUDGET		Variance
			SEPT	OCT	NOV	DEC	JAN	FEB	MAR	APR	MAY	JUN	JUL	AUG	TOTAL			
5310-2023-00107	5310	-	Period: 9/11/2023 thru 8/31/2024															
Mobility Management-U	Grant M05	Suffix A2	-	-	-	-	-	-	-	-	-	-	-	-	-	85,501.00	85,501.00	-
TD Credits	11.7L.00	TDCs	-	-	-	-	-	-	-	-	-	-	-	-	-	19,801.00	19,800.00	(1.00)
Medical Funds			-	-	-	-	-	-	-	-	-	-	-	-	-	4,301.82	5,000.00	698.18
TOTAL	CFDA 20.513		-	-	-	-	-	-	-	-	-	-	-	-	-	109,603.82	123,800.00	14,196.18

CONCHO VALLEY TRANSIT DISTRICT														
September 2025 through August 2026														
Period: 9/11/2023 thru 12/31/2025														
5310-2023-00107	Grant M10													
Mobility Management-U	11.7L.00	1,142.00	-	-	-	-	-	-	-	-	-	-	-	-
Acq Misc Equip	11.42.20	-	-	-	-	-	-	-	-	-	-	-	-	-
Operating	30.09.01	8,603.00	9,325.00	-	-	-	-	-	-	-	-	-	-	-
Expand Bus <30	11.13.04	-	-	-	-	-	-	-	-	-	-	-	-	-
Prevent Maintenance	11.7A.00	1,205.00	3,778.00	-	-	-	-	-	-	-	-	-	-	-
Expand Van	11.13.15	-	-	-	-	-	-	-	-	-	-	-	-	-
TD Credits	TDCs	469.00	756.00	1,070.00	-	-	-	-	-	-	-	-	-	-
Medical Funds		590.56	10,539.48	12,458.71	-	-	-	-	-	-	-	-	-	-
TOTAL	CFDA 20.513	12,009.56	24,398.48	13,528.71	-	-	-	-	-	-	-	-	-	-

Period: 09/1/2024 thru 9/30/2025														
5310-2024-00130	Grant M09	Suffix												
Mobility Management-Rural	11.7L.00	A1	3,500.00	-	-	-	-	-	-	-	-	-	-	-
TD Credits	TDCs	-	700.00	-	-	-	-	-	-	-	-	-	-	-
Medical Funds		-	0.77	-	-	-	-	-	-	-	-	-	-	-
TOTAL	CFDA 20.513	-	4,200.77	-	-	-	-	-	-	-	-	-	-	-

|--|--|--|--|--|--|--|--|--|--|--|--|--|--|--|

PLANNING PROJECTS			SEPT	OCT	NOV	DEC	JAN	FEB	MAR	APR	MAY	JUN	JUL	AUG	TOTAL	Request	-	Variance
RCTCP-2025-CVTD-00017	Grant P06	5304	Period: 9/1/24 thru 08/31/2025															
Regional Planning	44.24.00	-	4,668.00	4,812.00	5,078.00	-	-	-	-	-	-	-	-	-	14,558.00	-	40,000.00	25,442.00
TD Credits	TDCs	-	934.00	962.00	1,016.00	-	-	-	-	-	-	-	-	-	2,912.00	-	8,000.00	5,088.00
Medical Funds		-	0.04	0.69	0.19	-	-	-	-	-	-	-	-	-	0.92	-	1,000.00	999.08
TOTAL	CFDA 20.505	-	5,602.04	5,774.69	6,094.19	-	-	-	-	-	-	-	-	-	17,470.92	-	49,000.00	31,529.08
Total Medical Funds Required			0.04	0.69	0.19	-	-	-	-	-	-	-	-	-	0.92	-	1,000.00	999.08

|--|--|--|--|--|--|--|--|--|--|--|--|--|--|--|

CAPITAL PROJECTS			SEPT	OCT	NOV	DEC	JAN	FEB	MAR	APR	MAY	JUN	JUL	AUG	TOTAL	Less Previous Request	BUDGET	-	Variance
BBF 5339-D-2022-00069	Grant B03	Rural	Period: 4/10/2023 thru 3/31/2026																
Replace Vans	11.12.15	-	-	-	-	-	-	-	-	-	-	-	-	-	-	176,608.00	176,608.00	-	-
Rehab/Rebuild	11.14.04	-	-	7,788.00	-	-	-	-	-	-	-	-	-	-	7,788.00	22,411.00	30,199.00	-	-
Acq-Surveillance/Security	11.42.09	-	-	-	-	-	-	-	-	-	-	-	-	-	-	-	916.00	916.00	-
TD Credits	TDCs	-	-	1,558.00	-	-	-	-	-	-	-	-	-	-	1,558.00	39,804.00	45,438.00	4,076.00	-
Medical Funds		-	-	0.80	-	-	-	-	-	-	-	-	-	-	0.80	1.39	10.00	7.81	-
TOTAL	CFDA 20.526	-	-	9,346.80	-	-	-	-	-	-	-	-	-	-	9,346.80	238,824.39	272,640.00	24,468.81	-
FTA 5339-D-2024-00072	Grant B04	Urban																	
Rehab/Renovate Yards & Shops	11.44.05	-	-	-	-	-	-	-	-	-	-	-	-	-	-	228,000.00	233,722.00	5,722.00	-
TD Credits	TDCs	-	-	-	-	-	-	-	-	-	-	-	-	-	-	45,600.00	46,750.00	1,150.00	-
Medical Funds		-	-	-	-	-	-	-	-	-	-	-	-	-	-	57,000.00	57,000.00	-	-
TOTAL	CFDA 20.526	-	-	-	-	-	-	-	-	-	-	-	-	-	-	285,000.00	337,472.00	6,872.00	-
BBF 5339-D-2022-00178	Grant B0	Rural	Period: 11/6/2023 thru 8/31/2025																
Construction Maintenance Facility	11.43.02	-	-	-	-	-	-	-	-	-	-	-	-	-	-	-	900,000.00	900,000.00	-
Construction Maintenance Facility	11.43.02	-	-	-	-	-	-	-	-	-	-	-	-	-	-	-	3,600,000.00	3,600,000.00	-
Medical Funds		-	-	-	-	-	-	-	-	-	-	-	-	-	-	-	-	-	-
TOTAL	CFDA 20.526	-	-	-	-	-	-	-	-	-	-	-	-	-	-	-	4,500,000.00	4,500,000.00	-
RD-2024-00024	Grant B06	Rural	Period: 8/20/2024 thru 12/31/2025																
Expand Bus <30	11.13.04	-	-	-	-	-	-	-	-	-	-	-	-	-	-	-	832,386.00	832,386.00	-
Project Admin	11.79.00	-	168.00	1,330.00	62.00	-	-	-	-	-	-	-	-	-	1,560.00	2,076.00	5,000.00	1,364.00	-
TD Credits	TDCs	-	-	-	-	-	-	-	-	-	-	-	-	-	-	-	124,858.00	124,858.00	-
Medical Funds		-	42.00	332.94	15.00	-	-	-	-	-	-	-	-	-	389.94	519.98	1,250.00	340.08	-
TOTAL	CFDA 20.526	-	210.00	1,662.94	77.00	-	-	-	-	-	-	-	-	-	1,949.94	2,595.98	963,494.00	958,948.08	-
Area Foundation	MIP E01	Local	Period: 7/01/2024 thru 8/31/2025																
Capital Equipment		-	-	-	-	-	-	-	-	-	-	-	-	-	-	-	20,000.00	20,000.00	-
Medical Funds		-	-	-	-	-	-	-	-	-	-	-	-	-	-	-	-	-	-
TOTAL		-	-	-	-	-	-	-	-	-	-	-	-	-	-	-	20,000.00	20,000.00	-

|--|--|--|--|--|--|--|--|--|--|--|--|--|--|--|


ADDITIONAL SERVICES																Less Previous	BUDGET		
---------------------	--	--	--	--	--	--	--	--	--	--	--	--	--	--	--	---------------	--------	--	--

CONCHO VALLEY TRANSIT DISTRICT																		
September 2025 through August 2026																		
			SEPT	OCT	NOV	DEC	JAN	FEB	MAR	APR	MAY	JUN	JUL	AUG	TOTAL	Request	-	Variance
GREYHOUND SERVICES	MIP 010		-	-	-	-	-	-	-	-	-	-	-	-	-	-	-	-
ICB	Local		Period: 09/01/2025 thru 08/31/2026															
Services Program Income		-	332.63	251.80	315.66	-	-	-	-	-	-	-	-	-	900.09	-	4,300.00	3,399.91
Greyhound Lines Pass-Thru		-	1,222.70	1,437.88	1,231.40	-	-	-	-	-	-	-	-	-	3,891.98	-	20,000.00	16,108.02
Medical Funds		-	739.33	1,361.73	1,904.10	-	-	-	-	-	-	-	-	-	4,005.16	-	21,150.00	17,144.84
TOTAL		-	2,294.66	3,051.41	3,451.16	-	-	-	-	-	-	-	-	-	8,797.23	-	45,450.00	36,652.77

Extended Medicaid Transportation	MIP 018		-	-	-	-	-	-	-	-	-	-	-	-	-	-	-	-
	Local		Period: 09/01/2025 thru 08/31/2026															
Medical Funds		-	4,016.20	3,677.25	4,142.86	-	-	-	-	-	-	-	-	-	11,836.31	-	83,687.00	71,850.69
TOTAL		-	4,016.20	3,677.25	4,142.86	-	-	-	-	-	-	-	-	-	11,836.31	-	83,687.00	71,850.69

EMERGENCY RELIEF PROJECTS																		
			SEPT	OCT	NOV	DEC	JAN	FEB	MAR	APR	MAY	JUN	JUL	AUG	TOTAL	Less Previous Request	BUDGET	Variance
TX-2024-055-00 Emergency Relief	Grant U06		Grant Award started June 2024															
Bus Support Equip & Facility Rehab/Renovate A	FED	11.44.01	-	-	-	-	-	-	-	-	-	-	-	-	-	-	148,964.00	148,964.00
Operations		30.09.08	-	-	-	-	-	-	-	-	-	-	-	-	-	-	66,931.00	66,931.00
Medical Funds (to cover rounding)			-	-	-	-	-	-	-	-	-	-	-	-	-	-	2.00	2.00
TOTAL	CFDA 20.527		-	-	-	-	-	-	-	-	-	-	-	-	-	-	215,897.00	148,964.00





# Concho Valley Transit District Director's Report

JANUARY 2026

Assistant Director – Ryan Herrera



# Statistics – January

- Fixed Route Passengers: **15,494** (**Down 4% from January 2025**)
- ASU Ridership: **733** (**Down 25% from January 2025**)
- Goodfellow Ridership: **19** (**Down 80% from January 2025**)
- Rural Passengers: **2,256** (**Up 4% from January 2025**)
- Rural On Time Performance: 96%
- Demand Response Passengers: **3,851** (**Down 2% from January 2025**)
- Demand Response On Time Performance: 92%



# Rural Ridership Comparison

FY 2023-2024	
Month	# of Passengers
September	1790
October	2046
November	1992
December	1784
January	2010
February	1802
March	1943
April	1847
May	2194
June	1955
July	2255
August	2050
Total	23668

FY 2024-2025	
Month	# of Passengers
September	2163
October	2671
November	2230
December	2251
January	2446
February	2418
March	2836
April	3393
May	3141
June	2845
July	2767
August	2827
Total	31988

FY 2025-2026	
Month	# of Passengers
September	2709
October	3001
November	2496
December	2623
January	2256
February	
March	
April	
May	
June	
July	
August	
Total	13085

# County Ridership Statistics - January

- Coke County: **114 Passengers, 4,792 miles**
- Concho County: **138 Passengers, 3,106 miles**
- Crockett County: **141 Passengers, 9,152 miles**
- Irion County: **73 Passengers, 2,158 miles**
- Kimble County: **114 Passengers, 3,040 miles**
- Mason County: **335 Passengers, 1,727 miles**
- McCulloch County: **591 Passengers, 16,138 miles**
- Menard County: **86 Passengers, 2,085 miles**
- Reagan County: **31 Passengers, 1,999 miles**
- Schleicher County: **174 Passengers, 5,852 miles**
- Sterling County: **44 Passengers, 1,828 miles**
- Sutton County: **136 Passengers, 5,842 miles**
- Tom Green County (Rural): **277 Passengers, 4,434 miles**

# Urban Ridership Comparison

FY 2023-2024	
Month ▼	# of Passengers ▼
September	6338
October	4920
November	4448
December	5070
January	4189
February	4931
March	3909
April	3650
May	3656
June	4833
July	3673
August	3794
Total	53411

FY 2024-2025	
Month ▼	# of Passengers ▼
September	3789
October	4243
November	3712
December	3561
January	4087
February	4020
March	4349
April	4249
May	3542
June	3298
July	3528
August	3726
Total	46104

FY 2025-2026	
Month ▼	# of Passengers ▼
September	3952
October	4221
November	3595
December	3932
January	3851
February	
March	
April	
May	
June	
July	
August	
Total	19551

# Fixed Route Ridership Comparison (FR 1-7, GAFB, and ASU)

FY 2023-2024	
Month	# of Passengers
September	18,260
October	18,469
November	17,874
January	16,297
January	16,417
February	18,058
March	18,170
April	18,123
May	18,052
June	14,901
July	18,123
August	19,998
Total	212,742

FY 2024-2025	
Month	# of Passengers
September	18,314
October	20,924
November	19,300
January	18,062
January	17,244
February	17,260
March	18,581
April	19,351
May	19,037
June	16,910
July	20,988
August	20,311
Total	226,282

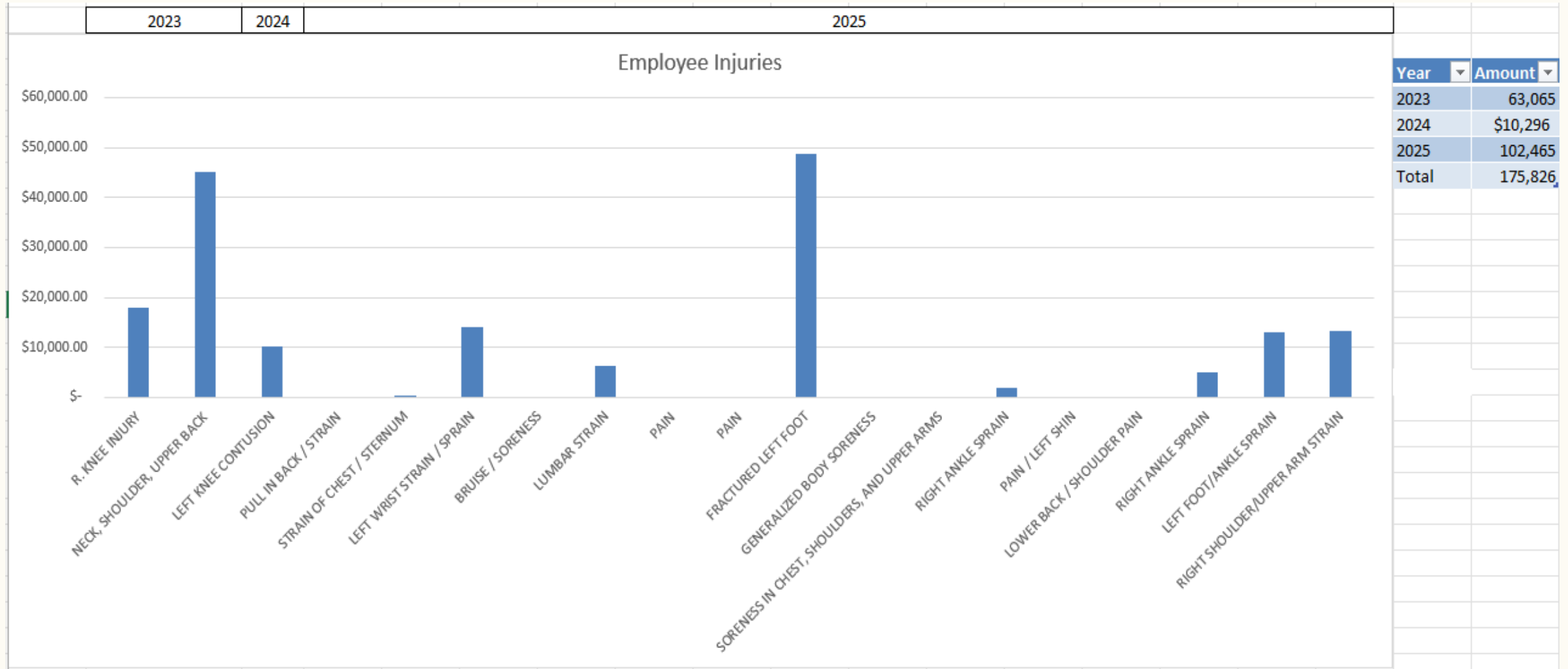
FY 2025-2026	
Month	# of Passengers
September	18,802
October	20,220
November	17,905
December	17,280
January	17,229
February	
March	
April	
May	
June	
July	
August	
Total	91,436

# Safety – January

- At Fault Accidents: 0
- Not At Fault Accidents: 1
  - Employee Injuries: 0
- Safety Topics
  - Slips, Trips & Falls
  - Winter Driving
  - Fatigue Management



# Employee Injury Costs

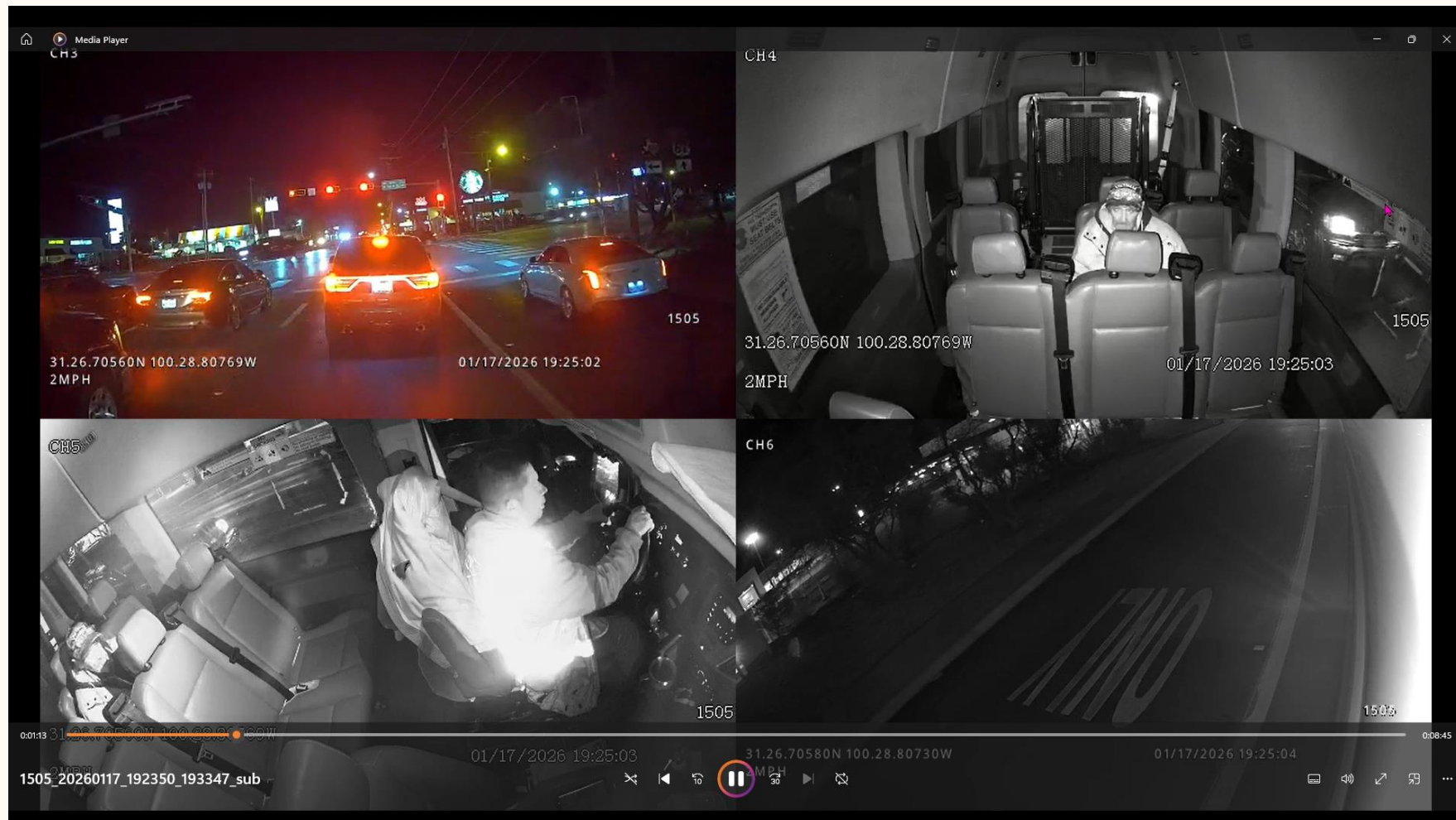




# 2025 Accidents

2025 Accidents	At Fault	Not	Cause
January	0	0	
February	0	1	Rearend by other driver
March	0	0	
April	1	0	Carport
May	2	0	Sign and backing
June	0	1	Truck hit mirror
July	0	1	Rearend by other driver
August	0	0	
September	0	0	
October	1	0	Backing
November	0	0	
December	1	0	Backing

Please be advised: Foul language



# Safety Blitz Fridays



## Winter Driving

### Ice & Snow... Take it slow

- S**low down for wet, snowy, icy conditions
- a**void quick braking or acceleration.
- f**ind out about driving conditions before you go.
- e**verytime- Buckle Up.
- t**urn signals, brake lights and window need to be clear of snow.
- y**ou should never use cruise control in winter weather conditions.

Safe·Reliable·Friendly

