



**CONCHO VALLEY TRANSIT  
BOARD OF DIRECTORS MEETING**

Wednesday, May 14, 2025 at 2:45 p.m.  
Concho Valley Council of Governments  
5430 Link Rd, San Angelo, Texas 76904 and via Teleconference

*The meeting place is accessible to persons with disabilities. If assistance is needed to observe or comment, please call the CVCOG office at 325-944-9666 at least 24 hours prior to the meeting.*

Join By Zoom Teleconference - <https://us06web.zoom.us/j/88481219529>  
\*Meeting ID: **884 8121 9529** \*Passcode: **561726**

833 548 0282 US Toll-free      877 853 5247 US Toll-free  
888 788 0099 US Toll-free      833 548 0276 US Toll-free

**Agenda**

**NOTICE:** The Concho Valley Council of Governments may discuss, deliberate and take all appropriate action on any matter listed on this Agenda. Items on this Agenda may be taken out of the order listed. The Executive Committee reserves the right to deliberate in closed session pursuant to 551 of the Texas Government Code. Public comment is limited to five minutes per person on any agenda item.

**BUSINESS**

1. Determination of Quorum and Call to Order
2. Invocation and Pledge of Allegiance
3. Public Comment
4. Consider and take appropriate action concerning the minutes from the April 9, 2025 Meeting.

**REGULAR AGENDA**

5. Consider and take appropriate action concerning Checks in excess of \$2,000 for March 2025.
6. Consider and take appropriate action to accept FTA Grant TX-2025-045-00 in the amount of \$2,097,731.
7. Consider and take appropriate action to accept TxDOT Grant 5339-D-2022-CVTD-00202 in the amount of \$4,500,000.

**8. INFORMATION ITEMS AND REPORTS**

- a. Review of the CVTD Monthly Financials for March 2025 (Balance Sheet, Schedule of Revenue by Source, and Grant Detail) – Audrey Aguirre
- b. Report from the Director of Transportation – Jeffrey York

9. Consideration of any other business.

10. ADJOURNMENT

\*\*\*\*\*

*The Concho Valley Council of Governments reserves the right to conduct an executive closed session at any time during the course of this meeting to discuss any matter listed on the agenda posted for this meeting, as needed, pursuant to one or more authorized and applicable exceptions to an open meeting described in Chapter 551 of the Texas Government Code (the Texas Open Meeting Act), including but not limited to the following statutory exceptions: Texas Government Code Sections 551.071 and 551.129 (Consultation with Attorney), 551.072 (Deliberation Regarding Real Property), 551.073 (Deliberation Regarding Prospective Gift or Donation), 551.074 (Personnel Matters), 551.076 and 551.089 (Deliberation Regarding Security Devices or Security Audits) or 551.087 (Deliberation Regarding Economic Development Negotiations).*

*Posted in accordance with the Texas Government Code, Title V, Chapter 551, Section .053 this, 7<sup>th</sup> day of May 2025.*



---

**John Austin Stokes, Executive Director**



**BOARD OF DIRECTORS MEETING MINUTES**  
**Wednesday, April 9, 2025**

The Concho Valley Transit District Board of Directors met on Wednesday, April 9, 2025 at 2:45 p.m. at 5430 Link Rd., San Angelo, Texas 76904 and via Zoom Teleconference.

Members present were:

**Harry Thomas, Chairman**, COSA Council Member, District 3  
**Molly Criner, Vice-Chairman**, Irion County Judge  
**Brandon Corbin**, Menard County Judge  
**Belinda Counts**, Sterling County Judge  
**Sheree Hardin**, Mason County Judge  
**Karen Hesse-Smith**, COSA Council Member, District 5  
**Larry Miller**, COSA Council Member, District 6  
**Jim O'Bryan**, Reagan County Judge  
**Hal Rose**, Kimble County Judge  
**Hal Spain**, Coke County Judge  
**Frank Tambunga**, Crockett County Judge  
**Frank Trull**, McCulloch County Judge

Members absent were:

**Charlie Bradley**, Schleicher County Judge  
**Lane Carter**, Tom Green County Judge  
**David Dillard**, Concho County Judge  
**Jody Harris**, Sutton County Judge

Guests present were:

**Delma Childress**, Public Transportation Coordinator, TxDOT via Zoom  
**Lori Wilson**, District Director for State Representative Drew Darby

**BUSINESS**

Councilman Harry Thomas, Chairman, announced the presence of a quorum and called the meeting to order at 2:47 p.m.

Judge Hal Spain gave the invocation and led the Pledge of Allegiance.

There was no public comment.

**APPROVAL of the Minutes**

Judge Hal Rose made a motion to approve the Meeting Minutes from March 19, 2025. Judge Hal Spain seconded the motion. No questions or discussion. The motion passed unanimously.

**APPROVAL of Checks**

Audrey Aguirre, Finance Manager, presented the checks in excess of \$2,000 written for February 2025. Judge Jim O'Bryan made a motion to approve the checks as presented. Judge Hal Rose seconded the motion. No questions or discussion. The motion passed unanimously.

**APPROVAL of the request to accept TxDOT Grant 5339-D-2025-CVTD-00035 in the amount of \$351,586**

Jeffrey York, Director of Transportation, presented the request to accept TxDOT Grant 5339-D-2025-CVTD-00035 in the amount of \$351,586 for approval. Judge Hal Spain made a motion to approve the request as presented. Judge Hal Rose seconded the motion. No questions or discussion. The motion passed unanimously.

**APPROVAL of the request to accept TxDOT Grant 5339-D-2025-CVTD-00009 in the amount of \$4,000,00**

Jeffrey York, Director of Transportation, presented the request to accept TxDOT Grant 5339-D-2025-CVTD-00009 in the amount of \$4,000,00 for approval. Judge Hal Spain made a motion to approve the request as presented. Judge Brandon Corbin seconded the motion. No questions or discussion. The motion passed unanimously.

**APPROVAL of the request to accept FTA Grant TX-2025-038-00 in the amount of \$707,303**

Jeffrey York, Director of Transportation, presented the request to FTA Grant TX-2025-038-00 in the amount of \$707,303 for approval. Judge Hal Rose made a motion to approve the request as presented. Judge Molly Criner seconded the motion. No questions or discussion. The motion passed unanimously.

**APPROVAL of the request to purchase four (4) cutaway buses from Model 1 Commercial Vehicles, pursuant to State of Oklahoma contract SW0797C, with a total cost not to exceed \$250,000 per vehicle**

Jeffrey York, Director of Transportation, presented purchase four (4) cutaway buses from Model 1 Commercial Vehicles, pursuant to State of Oklahoma contract SW0797C, with a total cost not to exceed \$250,000 per vehicle for approval. Judge Hal Rose made a motion to approve the request as presented. Judge Hal Spain seconded the motion. No questions or discussion. The motion passed unanimously.

**APPROVAL of the request to purchase one (1) high roof van from Model 1 Commercial Vehicles, pursuant to State of Oklahoma contract SW0797C, with a total cost not to exceed \$150,000 per vehicle**

Jeffrey York, Director of Transportation, presented purchase one (1) high roof van from Model 1 Commercial Vehicles, pursuant to State of Oklahoma contract SW0797C, with a total cost not to exceed \$150,000 per vehicle for approval. Judge Hal Rose made a motion to approve the request as presented. Judge Hal Spain seconded the motion. No questions or discussion. The motion passed unanimously.

**INFORMATION ITEMS & REPORTS**

- a. Audrey Aguirre, Finance Manager, gave the report of the CVTD Monthly Financials for February 2025. She gave an overview of the balance sheet, schedule of revenue and grant detail. There is no action to take, as this is an informational item only.
- b. Directors Report – Jeffrey York, Director of Transportation, reported on the statistics, rural ridership, county ridership statistics, urban ridership, fixed route ridership comparison, and the fixed route comparison, all for the month of February. Mr. York reported on CVT's safety metrics and the recent topics of their safety meeting for February. The safety topic covered intersection awareness and high wind driving. There is no action to take, as this is an informational item only.

**OTHER BUSINESS**

- a. Councilman Harry Thomas asked that we make note that Judge Molly Criner will give the invocation and lead the Pledge of Allegiance for the May 14, 2025 meeting.

**ADJOURNMENT**

There being no other items to discuss, Judge Hal Rose made a motion to adjourn the meeting. Judge Frank Tambunga seconded the motion. Councilman Harry Thomas adjourned the meeting at 2:59 p.m.

---

Duly adopted at the meeting of the Concho Valley Transit District Board of the Concho Valley Council of Governments on this 14<sup>th</sup> day of May 2025.

---

Councilman Harry Thomas, Chairman

---

Judge Molly Criner, Vice-Chairman

**CVTD**  
Check/Voucher Register  
From 3/1/2025 Through 3/31/2025

Docum... Number	Document Date	Name	Transaction Description	Document A...
26494	3/4/2025	ENGINE PRO MACHINE LLC	1301 - lvl D oil change	2,860.00
	3/4/2025	ENGINE PRO MACHINE LLC	2306 - lvl A oil chng,rplc 4 tires, chain mech assmb, rpr st	3,755.18
	3/4/2025	ENGINE PRO MACHINE LLC	1704 - lvl B oil chng, algnmt, up ball joints, rplc 2 tires	2,778.14
26496	3/4/2025	FULL TORQUE INDUSTRIAL LLC	1867 - transmission repair	9,280.94
26507	3/18/2025	City of San Angelo-Transit	Fuel for CVT Vehicles 11/1/24-11/30/24	19,623.99
	3/18/2025	City of San Angelo-Transit	Fuel for CVT vehicles 01/01/25-01/31/25	20,199.00
26508	3/18/2025	CONDLEY AND COMPANY LLP	Audit services render through 1/31/2025, fr yr end 8/31/2024	5,000.00
26510	3/18/2025	Model 1 Commercial Vehicles dba Creative Bus Sales	2024 Hometown Trolley streetcar 35	454,680.00
26511	3/18/2025	ENGINE PRO MACHINE LLC	1308 - replace transmission	7,516.52
	3/18/2025	ENGINE PRO MACHINE LLC	2021 - lvl A oil chng, pwr str pump, rplc 4 tires	2,177.33
	3/18/2025	ENGINE PRO MACHINE LLC	2101 - lvl B oil change, repair rear AC/Heat	2,144.25
	3/18/2025	ENGINE PRO MACHINE LLC	1301 - replace frnt brks,rplc 1 tire	2,999.98
	3/18/2025	ENGINE PRO MACHINE LLC	1517 - lift repair, micro switch rplcmnt	2,330.78
	3/18/2025	ENGINE PRO MACHINE LLC	1703 - lvl A oil chng, frnt brks, rplc 2 tires	2,552.28
26514	3/18/2025	The Goodyear Tire & Rubber Company	1710 - lvl C oil change, alignment	2,278.74
26519	3/18/2025	Passio Technologies	Annual Passio GO GPS Tracking FR Buses	11,883.00
26532	3/26/2025	DELL MARKETING LP	6 laptops, 6 printers, 6 docking stations Admin staff	13,821.18
26533	3/26/2025	ENGINE PRO MACHINE LLC	1514 - replace transmission, with 3 yr wrnty	7,516.52
	3/26/2025	ENGINE PRO MACHINE LLC	1511 - reinforce floor under lift	2,000.00
26540	3/26/2025	WEX BANK	Fuel for transit vehicles 1/24/25-2/23/25	15,970.35
Report Total				591,368.18



# Memo

**To:** CVTD Board of Directors

**From:** Aspen Robert, Regional Services Coordinator/Grant Administrator

**Date:** 05/14/2025

**Re:** CONSIDER AND TAKE APPROPRIATE ACTION – ITEM 6

---

## ITEM 6

Aspen Robert, Regional Services Coordinator/Grant Administrator, is seeking consideration and approval accept FTA Grant TX-2025-045-00 in the amount of \$2,097,731.

*Approved at the CVTD Board Meeting on May 14, 2025.*

---

Chairman – Councilman Harry Thomas

---

Vice-Chairman – Judge Molly Criner



# Memo

**To:** CVTD Board of Directors

**From:** Aspen Robert, Regional Services Coordinator/Grant Administrator

**Date:** 05/14/2025

**Re:** CONSIDER AND TAKE APPROPRIATE ACTION – ITEM 7

---

ITEM 7

Aspen Robert, Regional Services Coordinator/Grant Administrator, is seeking consideration and approval accept TxDOT Grant 5339-D-2022-CVTD-00202 in the amount of \$4,500,000.

*Approved at the CVTD Board Meeting on May 14, 2025.*

---

Chairman – Councilman Harry Thomas

---

Vice-Chairman – Judge Molly Criner



CVTD  
Balance Sheet - CVTD Balance Sheet  
As of 3/31/2025

	Current Period Balance	
<b>Assets</b>		
Square Bank Account	5,739.06	1114000
First Financial Transit District Bank Acct	1,189,028.10	1115000
First Financial ICB Bank Acct	36,014.83	1119000
Petty Cash	150.00	1198000
FTA/TxDOT Urban AR	169,942.00	1241000
TxDOT Rural	437,774.00	1242000
TxDOT Rural SEP	122,092.00	1242001
TxDOT ED-5310-Mobility Mngt	87,927.00	1251000
Grant 800, FTA TX-2020-096-00 CARES ACT	7,463.00	1275000
TXDOT RPTCP Receivable	19,713.00	1281000
Grant B03, BBF-5339-D-2022-00069	11,680.00	1283100
Account Receivable-AMR	4,251.35	1300000
Accounts Receivable - SafeRide	24,779.83	1306000
Angelo State University	9,500.00	1387000
CV Area Agency on Aging	6,160.00	1389000
CV Foster Grandparent	290.50	1390000
Accounts Receivable-General	2,874.78	1391000
CV Senior Companion	780.50	1393000
CV Economic Development District	120,128.00	1394000
Bus Passes Receivable	860.00	1396000
Other Assets - Project Equipment	7,752,679.32	1811000
Other Assets - Land Chadbourne	353,098.80	1812000
Other Assets - Building Chadbourne	5,427,844.76	1813000
Other Assets - Land Link Road	396,000.00	1814000
Other Assets - Building Link Road	3,453,694.80	1815000
<b>Total Assets</b>	<b>19,640,465.63</b>	
<b>Liabilities</b>		
AP	93,529.17	2111000
AP Owed to CVCOG	413,081.24	2112000
Unearned Revenue-COSA	27,246.21	2911000
Unearned Revenue- Insurance Payments	16,829.87	2915000
Unearned Revenue - County Membership Dues	197,977.91	2917000
Unearned Revenue-AMR	9,657.60	2919000
Unearned Revenue- Bus Passes	860.00	2920000
Unearned Revenue- SafeRide	121,624.75	2922000
Unearned Revenue- CVCOG	20,416.69	2927000
<b>Total Liabilities</b>	<b>901,223.44</b>	
<b>Fund Balance</b>		
Unassigned General Fund	1,207,819.95	3101000
Investment - Capital Assets	17,383,317.68	3110000
Restricted - Insurance Payments	32,828.88	3603000
Restricted - Local Funds	3,725.11	3604000
<b>Total Fund Balance</b>	<b>18,627,691.62</b>	
<b>Excess Revenue over Expenditures</b>	<b>111,550.57</b>	
<b>Total Liabilities and Fund Balance</b>	<b>19,640,465.63</b>	

**CVTD**  
**Statement of Revenues and Expenditures**  
From 9/1/2024 Through 3/31/2025

		Current Period Actual
<b>Revenue</b>		
4128005	FTA TX-2025-045 CFDA 20.507	25,946.00
4145000	FTA TX-2020-068-00 CFDA 20.526	399,202.00
4147000	Grant 800, FTA TX-2020-096-00 CARES ACT	7,463.00
4150100	FTA TX-2024-023 CFDA 20.507	798,198.00
4151000	FTA TX-2021-100-00, CFDA 20.507	5,971.00
4152000	FTA TX-2023-005-01 Y495 CFDA 20.507	1,491.00
4202100	Grant B03, BBF-5339-D-2022-00069	11,680.00
4207000	TXDOT RPTCP CFDA 20.505	39,093.00
4276000	TXDOT 5311-2022-CVTD-00100	43,997.00
4276100	TXDOT 5311-2023-CVTD-00031	25,482.00
4276101	TXDOT 5311-2024-CVTD-00019 SEP	69,514.00
4276102	TXDOT 5311-2024-CVTD-00028 SEP	72,636.00
4282001	TXDOT 5311-2024-00056	689,993.00
4284000	TxDOT 5310-ED-Mobility Mngt, CFDA 20.513	126,776.00
4307101	TXDOT State-U-2024-CVTD-00125	397,864.00
4322001	TXDOT State R-2024	433,368.00
4412000	Transportation Toll Credits	116,960.00
4521000	Organization Program Income	16,175.00
4522000	Program Income	57,833.19
4523000	Local Revenue	76,596.92
4524000	Greyhound Lines Pass-Thru	12,889.70
4525000	Transit Charter Fees	16,180.56
4526000	Building Lease	975.00
4710000	Modivcare	64.29
4712000	TML Insurance Payment	19,212.70
4756000	Revenue County Cash Match	83,921.23
4757000	SafeRide Medical Transportation	53,279.21
4758000	COSA Funds	314,085.79
4759000	AMR Medical Transportation	45,138.28
4760000	CVEDD Vendor Contract	414,052.00
4762000	FGP Vendor Contract	2,509.50
4763000	Transp Aging Vendor Cont	59,690.00
4764000	SCP Vendor Contract	3,064.50
4916000	Facility Management Allocation	3,862.86
	<b>Total Revenue</b>	<b>4,445,164.73</b>
<b>Expenditures</b>		
5110000	General Wages	438,122.96
5118000	General Overtime Wages	499.64
5150000	Vacation Time Allocation	101,864.18
5151000	Medicare Tax	21,221.32
5172000	Workers Comp Insurance	115,032.29
5173000	SUTA	7,473.92
5174000	Health Insurance Benefit	320,878.69
5175000	Dental Insurance Benefit	11,437.12
5176000	Life Insurance Benefits	9,368.61
5177000	HSA Insurance Benefit	1,404.02
5181000	Retirement	165,516.02
5199000	Management and Administration Indirect	162,639.69
5203000	Uniforms	1,237.44
5204000	Greyhound Pass-Thru	12,958.33
5206000	HR Service Center	55,484.43

**CVTD**  
Statement of Revenues and Expenditures  
From 9/1/2024 Through 3/31/2025

		Current Period Actual
5207000	Procurement Service Center	102,018.49
5208000	Information Technology Service Center	61,672.49
5210000	Driver Wages	914,502.78
5217000	Dispatch/Customer Service Wages	62,080.54
5218000	Driver Overtime Wages	87,545.83
5219000	Dispatch/Customer Service Overtime Wages	1,804.71
5222000	Driver Double Time	132.00
5231000	Audit & Legal	18,000.00
5291000	Contract Services	10,773.70
5310000	Travel-Out of Region	9,795.66
5312000	Meals	410.88
5351000	Fuel	215,426.13
5352000	Lubricant, Oil, Other Fluids(except Fuel)	23,073.14
5361000	Vehicle Maintenance	308,811.72
5363000	Tires	31,194.49
5366000	Non-Vehicle Maintenance	644.99
5431000	Utilities	3,744.16
5448000	Link Road Building Maintenance	74.00
5451000	Facility Allocation	5,287.17
5452000	Capital Facility Improvements	2,400.00
5457000	Capital-Bus > 30 ft	454,680.00
5510000	Supplies	2,475.28
5516000	Supplies - Bus/Service Vehicles	50,563.32
5520000	Parts Supplies	10,326.60
5618000	Capital Vehicle Improvements	11,680.81
5622000	Computers/Software	33,641.97
5629000	Tools	916.89
5632000	Copier	551.42
5711000	Insurance	69,599.73
5712000	Communications - Bus	202,435.01
5713000	Cell Phones	739.42
5721000	Printing	10,516.70
5753000	Dues and fees	7,812.60
5754000	Vehicle Registration	249.16
5762000	Postage/freight	431.36
5792000	Coffee Expense	215.60
5793000	Physicals	2,970.00
5796000	Safety	4,034.56
5810000	Multi-Modal Supplies	6,604.51
5811000	Multi-Modal Insurance	12,369.20
5814000	Multi-Modal Internet	6,455.92
5831000	Multi-Modal Utilities	22,077.95
5851000	Multi-Modal Building Maintenance	18,962.38
5861000	Multi-Modal Communications	165.00
5870000	Shop Christoval Rd Supplies	19.48
5876000	Shop Christoval Rd Utilities	1,330.88
5880000	Shop Christoval Rd Building Maintenance	296.87
6999000	Transportation Toll Credits	116,960.00
	Total Expenditures	4,333,614.16
	Excess Revenue over Expenditures	111,550.57

SCHEDULE OF REVENUES BY SOURCE  
September 1, 2024 - August 31, 2025  
CV Transit District

Grant No	Grant Name	Federal	ARP and CARES	State		Toll Credits	Program Income	Transit Charter	Transit Medical	Sale of Equipment	CVEDD Vendor	Pass Thru	FGP/SCP/Aging Vendor	TML Ins	Local Revenue	COSA & Counties	Total Revenue	Total Expenditures	Excess Revenue over Expenditures	Notes
				Administered Federal	State															
010	ICB Program	-	-	-	-	-	2,288.21	-	12,662.68	-	-	12,889.70	-	-	-	-	27,840.59	27,840.59	-	
018	Extended Medical Transp Program	-	-	-	-	-	-	-	41,775.32	-	-	-	-	-	-	-	41,775.32	41,775.32	-	
797	FTA TX-2020-068-00	399,202.00	-	-	-	79,841.00	-	-	36,265.30	-	-	-	-	19,212.70	-	-	534,521.00	534,521.00	-	
800	CVTD Urban CARES ACT FY 19-20	-	7,463.00	-	-	-	-	-	0.44	-	-	-	-	-	-	-	7,463.44	7,463.44	-	
B03	Grant B03, CVTD BBF-5339-D-2022-00069	-	-	11,680.00	-	2,336.00	-	-	0.81	-	-	-	-	-	-	-	14,016.81	14,016.81	-	
L03	Link Road Facility	-	-	-	-	-	-	-	-	-	-	-	-	-	3,862.86	-	3,862.86	3,862.86	-	
M05	Mobility Urban 5310-2023-00107	-	-	1,501.00	-	301.00	-	-	880.37	-	-	-	-	-	-	-	2,682.37	2,682.37	-	
M08	Mobility Urban 5310-2024-00159	-	-	34,457.00	-	-	-	-	1,879.93	-	-	-	-	-	-	-	36,336.93	36,336.93	-	
M09	Mobility Urban 5310-2024-00130	-	-	37,973.00	-	7,595.00	-	-	1,761.89	-	-	-	-	-	-	-	47,329.89	47,329.89	-	
M10	Mobility Urban 5310-2023-00107	-	-	52,845.00	-	10,268.00	-	-	3,176.02	-	-	-	-	-	-	-	66,289.02	66,289.02	-	
P04	Grant P04, RPTCP 2024-CVTD-000	-	-	39,093.00	-	7,820.00	-	-	2.99	-	-	-	-	-	-	-	46,915.99	46,915.99	-	
R05	CVTD Rural FY 24-25	-	-	664,707.00	433,368.00	8,799.00	928.50	-	-	131,868.00	-	1,468.50	-	1,775.50	29,441.01	-	1,272,355.51	1,160,804.94	111,550.57	excess revenue
R06	CVTD Rural SEP FY 24-25	-	-	94,765.00	142,150.00	-	-	-	11.74	-	-	-	-	-	-	-	236,926.74	236,926.74	-	
U05	CVTD Urban FY 24-25	831,606.00	-	-	397,864.00	-	71,766.48	16,180.56	64.29	-	282,184.00	-	63,795.50	-	74,821.42	368,566.01	2,106,848.26	2,106,848.26	-	
U06	Grant U06, FTA TX-2024-055 Emerg Relief	-	-	-	-	-	-	-	-	-	-	-	-	-	-	-	-	0.00	-	
		1,230,808.00	7,463.00	937,021.00	973,382.00	116,960.00	74,983.19	16,180.56	98,481.78	-	414,052.00	12,889.70	65,264.00	19,212.70	80,459.78	398,007.02	4,445,164.73	4,333,614.16	-	111,550.57

111,550.57 Rural verification with Grant Detail  
- Urban verification with Grant Detail  
- Local verification with Grant Detail

111,550.57

CONCHO VALLEY TRANSIT DISTRICT  
September 2024 through August 2025


URBAN PROGRAM														TOTAL	Less Previous Request	BUDGET	Variance	
	SEPT	OCT	NOV	DEC	JAN	FEB	MAR	APR	MAY	JUN	JUL	AUG						
<b>TOTAL EXPENSE</b>	-	-	224,254.32	305,702.52	267,982.62	358,661.14	327,072.14	241,302.01	381,873.51	-	-	-	-	2,106,848.26	-	3,209,517.22	1,102,668.96	
Urban - 5307	Grant U05	URB 1901 (07)																
<b>STATE-U-2024-00125</b>	<b>STATE</b>	<b>Period 9/1/23 thru 08/31/2024</b>																
Preventative Maint	11.7A.00	1,799.00	8,426.00	1,170.00	4,502.00	36,203.00	-	-	-	-	-	-	-	52,100.00	-	52,100.00	-	
Operating	30.09.01	106,428.00	131,786.00	107,550.00	-	-	-	-	-	-	-	-	-	345,764.00	-	345,764.00	-	
<b>TOTAL</b>		<b>108,227.00</b>	<b>140,212.00</b>	<b>108,720.00</b>	<b>4,502.00</b>	<b>36,203.00</b>	-	-	-	-	-	-	-	<b>397,864.00</b>	-	<b>397,864.00</b>	-	
<b>FTA TX-2020-175-00 Y403</b>	<b>FED</b>	<b>Grant Award started September 2019</b>																
Operations	30.09.01	-	-	-	-	-	-	-	-	-	-	-	-	-	853,147.00	853,147.00	-	
ADA	11.7C.00	-	-	-	-	-	-	-	-	-	-	-	-	270,171.00	270,171.00	-		
Prev Maint	11.7A.00	-	-	-	-	-	-	-	-	-	-	-	-	212,629.00	212,629.00	-		
Lease Yards	11.46.05	-	-	-	-	-	-	-	-	-	-	-	-	96,000.00	96,000.00	-		
Acquire Mobile Surv/Security Equip	11.42.09	-	-	-	-	-	-	-	-	-	-	-	-	-	-	-	-	
Bus Support Equip/Facilities Engineer &Design	11.41.02	-	-	-	-	-	-	-	-	-	-	-	-	-	200,000.00	200,000.00	200,000.00	
<b>TOTAL</b>	<b>CFDA 20.507</b>	-	-	-	-	-	-	-	-	-	-	-	-	-	<b>1,431,947.00</b>	<b>1,631,947.00</b>	<b>200,000.00</b>	
<b>FTA TX-2021-100-01</b>	<b>FED</b>	<b>Grant Award started September 2021</b>																
Operations	30.09.01	-	-	-	-	-	-	-	-	-	-	-	-	-	900,000.00	900,000.00	-	
ADA	11.7C.00	-	-	-	-	-	-	-	-	-	-	-	-	120,000.00	120,000.00	-		
Prev Maint	11.7A.00	-	-	-	-	-	-	5,971.00	-	-	-	-	-	5,971.00	351,813.00	357,784.00	-	
Lease Yards	11.46.05	-	-	-	-	-	-	-	-	-	-	-	-	53,760.00	53,760.00	-		
Acquire Bus Passenger Shelters	11.32.10	-	-	-	-	-	-	-	-	-	-	-	-	29,010.00	62,520.00	33,510.00		
Eng/Design Yards & Shops	11.41.05	-	-	-	-	-	-	-	-	-	-	-	-	8,742.00	8,742.00	-		
<b>TOTAL</b>	<b>CFDA 20.507</b>	-	-	-	-	-	-	<b>5,971.00</b>	-	-	-	-	-	<b>5,971.00</b>	<b>1,463,643.00</b>	<b>1,503,124.00</b>	<b>33,510.00</b>	
<b>FTA TX-2023-005-01</b>	<b>FED</b>	<b>Grant Award started September 2022</b>																
Operations	30.09.01	-	-	-	-	-	-	-	-	-	-	-	-	-	1,149,309.00	1,149,309.00	-	
ADA	11.7C.00	-	-	-	-	-	-	740.00	-	-	-	-	-	740.00	395,875.00	395,875.00	(740.00)	
Prev Maint	11.7A.00	751.00	-	-	-	-	-	-	-	-	-	-	-	751.00	346,449.00	347,200.00	-	
Lease Yards	11.46.05	-	-	-	-	-	-	-	-	-	-	-	-	67,200.00	67,200.00	-		
Acquire Mobile Surv/Security Equip	11.42.09	-	-	-	-	-	-	-	-	-	-	-	-	-	19,793.00	19,793.00	19,793.00	
<b>TOTAL</b>	<b>CFDA 20.507</b>	<b>751.00</b>	-	-	-	-	-	<b>740.00</b>	-	-	-	-	-	<b>1,491.00</b>	<b>1,958,833.00</b>	<b>1,979,377.00</b>	<b>19,053.00</b>	
<b>FTA TX-2024-023</b>	<b>FED</b>	<b>Grant Award started September 2023</b>																
Operations	30.09.01	94,851.00	118,811.00	118,113.00	148,963.00	22,499.00	95,654.00	54,732.00	-	-	-	-	-	653,623.00	786,134.00	1,439,757.00	-	
ADA	11.7C.00	-	-	-	-	-	-	-	-	-	-	-	-	-	210,053.00	210,053.00	-	
Prev Maint	11.7A.00	6,446.00	33,702.00	4,679.00	18,008.00	8,452.00	19,047.00	52,321.00	-	-	-	-	-	142,655.00	39,439.00	346,951.00	164,857.00	
Lease Yards	11.46.05	-	-	-	-	-	-	-	-	-	-	-	-	-	40,320.00	53,760.00	13,440.00	
Acquire Bus Passenger Shelters	11.32.10	-	-	-	-	-	-	-	-	-	-	-	-	-	-	29,010.00	29,010.00	
<b>TOTAL</b>	<b>CFDA 20.507</b>	<b>103,217.00</b>	<b>152,513.00</b>	<b>122,792.00</b>	<b>166,971.00</b>	<b>30,951.00</b>	<b>114,701.00</b>	<b>107,053.00</b>	-	-	-	-	-	<b>798,198.00</b>	<b>1,075,946.00</b>	<b>2,100,536.00</b>	<b>226,392.00</b>	
<b>FTA TX-2024</b>	<b>FED</b>	<b>Grant Award 2019 Lapsing Funds</b>																
Operations	30.09.01	-	-	-	-	-	-	-	-	-	-	-	-	-	-	-	-	
<b>TOTAL</b>	<b>CFDA 20.507</b>	-	-	-	-	-	-	-	-	-	-	-	-	-	-	-	-	
<b>FTA TX-2025-045</b>	<b>FED</b>	<b>Grant Award started September 2024</b>																
Operations	30.09.01	-	-	-	-	-	-	25,946.00	-	-	-	-	-	25,946.00	-	1,418,310.00	1,392,364.00	
ADA	11.7C.00	-	-	-	-	-	-	-	-	-	-	-	-	-	-	419,546.00	419,546.00	
Prev Maint	11.7A.00	-	-	-	-	-	-	-	-	-	-	-	-	-	-	200,898.00	200,898.00	
Acquire Bus Passenger Shelters	11.32.10	-	-	-	-	-	-	-	-	-	-	-	-	-	-	38,000.00	38,000.00	
Acquire Mobile Surv/Security Equip	11.62.03	-	-	-	-	-	-	-	-	-	-	-	-	-	-	20,977.00	20,977.00	
<b>TOTAL</b>	<b>CFDA 20.507</b>	-	-	-	-	-	-	<b>25,946.00</b>	-	-	-	-	-	<b>25,946.00</b>	-	<b>2,097,731.00</b>	<b>2,071,785.00</b>	
<b>Total Government Funding</b>	-	212,195.00	292,725.00	231,512.00	171,473.00	67,154.00	120,672.00	133,739.00	-	-	-	-	-	1,229,470.00	5,930,369.00	9,710,579.00	2,550,740.00	
<b>OTHER REVENUE</b>	-	-	-	-	-	-	-	-	-	-	-	-	-	-	-	-	-	
Organization Program Revenue	-	2,880.00	2,080.00	1,690.00	1,570.00	2,345.00	2,430.00	3,180.00	-	-	-	-	-	16,175.00	-	20,000.00	3,825.00	
Program Revenue	-	8,393.27	9,612.89	8,395.53	8,153.44	6,917.59	6,397.34	7,194.92	-	-	-	-	-	55,064.98	-	78,000.00	22,935.02	
Charter	-	250.00	1,243.40	2,500.00	8,549.66	2,387.50	500.00	750.00	-	-	-	-	-	16,180.56	-	24,000.00	7,819.44	
Building Lease	-	54.00	54.00	54.00	202.50	54.00	54.00	54.00	-	-	-	-	-	526.50	-	1,200.00	673.50	
Sale of Equipment	-	-	-	-	-	-	-	-	-	-	-	-	-	-	-	-	-	
TML Insurance	-	-	-	-	-	-	-	-	-	-	-	-	-	-	-	-	-	
Ram Tram	-	6,800.64	7,901.76	8,191.68	6,270.00	9,100.00	8,960.00	9,500.00	-	-	-	-	-	56,724.08	-	62,000.00	5,275.92	
Advertising	-	-	-	-	-	-	-	-	-	-	-	-	-	-	-	-	-	
County Rev Match	-	-	-	20,137.27	9,050.96	25,291.99	-	-	-	-	-	-	-	54,480.22	-	-	(54,480.22)	
Other/Local	-	1,091.24	1,557.86	2,354.42	2,164.58	7,656.86	1,774.95	1,497.43	-	-	-	-	-	18,097.34	-	48,001.00	29,903.66	
Tom Green	-	-	-	-	-	-	-	-	-	-	-	-	-	-	-	54,480.22	54,480.22	
COSA Funds	-	-	-	-	-	143,588.70	27,917.22	142,579.87	-	-	-	-	-	314,085.79	-	341,322.00	27,236.21	
Medical	-	-	-	-	-	-	-	64.29	-	-	-	-	-	64.29	-	389,000.00	388,935.71	
CVEDD	-	-	23,884.00	30,464.00	33,824.00	53,424.00	64,120.00	76,468.00	-	-	-	-	-	282,184.00	-	460,000.00	177,816.00	
FGP	-	430.50	427.00	322.00	343.00	301.00	395.50	290.50	-	-	-	-	-	2,509.50	-	4,000.00	1,490.50	
Area Agency on Aging	-	9,040.00	10,350.00	9,380.00	8,380.00	8,530.00	7,850.00	6,160.00	-	-	-	-	-	59,690.00	-	60,000.00	310.00	
SCP	-	168.00	283.50	241.50	157.50	119.00	231.00	395.50	-	-	-	-	-	1,596.00	-	1,500.00	(96.00)	
<b>TOTAL OTHER REVENUE</b>	-	29,107.65	57,394.41	83,730.40	78,665.64	259,715.64	120,630.01	248,134.51	-	-	-	-	-	877,378.26	-	1,543,503.22	666,124.96	

**CONCHO VALLEY TRANSIT DISTRICT  
September 2024 through August 2025**

Total Urban Excess/(Shortage)	17,048.33	44,416.89	47,259.78	(108,522.50)	(202.50)	-	-	-	-	-	-	-	-	-	-	-	-	-	2,114,196.00	-		
	-	-	-	-	0	-	-	-	-	-	-	-	-	-	-	-	-	-	-	-		
<b>MATCH</b>	-	-	-	-	-	-	-	-	-	-	-	-	-	-	-	-	-	-	<b>100%</b>	<b>Total Match</b>	<b>Match Required</b>	<b>Excess Available</b>



<b>RURAL PROGRAM</b>																<b>Less Previous Request</b>			<b>BUDGET</b>		<b>Variance</b>
		<b>SEPT</b>	<b>OCT</b>	<b>NOV</b>	<b>DEC</b>	<b>JAN</b>	<b>FEB</b>	<b>MAR</b>	<b>APR</b>	<b>MAY</b>	<b>JUN</b>	<b>JUL</b>	<b>AUG</b>	<b>TOTAL</b>							
<b>TOTAL EXPENSE</b>		145,755.95	165,684.10	255,937.53	247,616.66	202,759.49	159,299.44	220,678.51	-	-	-	-	-	1,397,731.68	-	2,474,955.79	1,077,224.11				
Rural 5311 2023 Temp SAF Revenue TOTAL	SAF CFDA 20.509	-	-	-	-	-	-	-	-	-	-	-	-	-	-	-	-				
Rural 5311 5311-2023-CVTD-00031	Grant R05 SAF	Suffix Period: 09/1/2023 thru 11/30/2024																			
Operating	30.09.01	25,482.00	-	-	-	-	-	-	-	-	-	-	-	25,482.00	652,076.00	677,558.00	-				
Administrative	11.79.00	-	-	-	-	-	-	-	-	-	-	-	-	-	111,271.00	111,271.00	-				
Preventative Maint	11.7A.00	-	-	-	-	-	-	-	-	-	-	-	-	-	87,164.00	87,164.00	-				
TOTAL	CFDA 20.509	25,482.00	-	-	-	-	-	-	-	-	-	-	-	25,482.00	850,511.00	875,993.00	-				
Rural STATE-R-2024-00124	Grant R05 State	Suffix Period: 09/1/2024 thru 08/31/2025																			
Administrative	11.79.00	5,880.00	5,159.00	4,891.00	3,518.00	3,272.00	3,549.00	3,815.00	-	-	-	-	-	30,084.00	-	34,800.00	4,716.00				
Preventative Maint	11.7A.00	377.00	2,298.00	1,859.00	4,701.00	85.00	2,973.00	2,107.00	-	-	-	-	-	14,400.00	-	14,400.00	-				
Operating	30.09.01	26,796.00	55,822.00	58,923.00	82,357.00	69,782.00	44,035.00	51,169.00	-	-	-	-	-	388,884.00	-	388,884.00	-				
TOTAL	-	33,053.00	63,279.00	65,673.00	90,576.00	73,139.00	50,557.00	57,091.00	-	-	-	-	-	433,368.00	-	438,084.00	4,716.00				
Rural 5311 5311-2024-CVTD-00056	Grant R05 SAF	Suffix Period: 9/1/24 thru 8/31/2025																			
Administrative	11.79.00	23,519.00	20,636.00	19,565.00	14,072.00	13,089.00	14,196.00	15,258.00	-	-	-	-	-	120,335.00	-	174,000.00	53,665.00				
Preventative Maint	11.7A.00	1,545.00	11,090.00	9,360.00	19,641.00	1,501.00	13,213.00	21,022.00	-	-	-	-	-	77,372.00	-	72,000.00	(5,372.00)				
Operating	30.09.01	30,659.00	60,451.00	75,477.00	98,155.00	86,849.00	57,952.00	82,743.00	-	-	-	-	-	492,286.00	-	720,124.00	227,838.00				
TOTAL	CFDA 20.509	55,723.00	92,177.00	104,402.00	131,868.00	101,439.00	85,361.00	119,023.00	-	-	-	-	-	689,993.00	-	966,124.00	276,131.00				
Rural Service Expansion Program (State) SEP-2024-CVTD-00019	Grant R06 STATE	Suffix Period: 7/1/24 thru 05/31/2025																			
Operating	30.09.01	5,892.00	7,187.00	24,999.00	23,769.00	1,716.00	-	-	-	-	-	-	-	63,563.00	8,029.00	71,592.00	-				
Preventative Maint	11.7A.00	57.00	2,849.00	2,884.00	161.00	-	-	-	-	-	-	-	-	5,951.00	784.00	6,735.00	-				
TOTAL	CFDA 20.509	5,949.00	10,036.00	27,883.00	23,930.00	1,716.00	-	-	-	-	-	-	-	69,514.00	8,813.00	78,327.00	-				
Rural Service Expansion Program (State) SEP-2024-CVTD-00028	Grant R06 STATE	Suffix Period: 7/1/24 thru 06/30/2026																			
Operating	30.09.01	-	-	-	-	24,074.00	21,053.00	21,373.00	-	-	-	-	-	6,136.00	-	18,900.00	12,764.00				
Preventative Maint	11.7A.00	-	-	-	1,096.00	1,742.00	1,978.00	1,320.00	-	-	-	-	-	72,636.00	-	297,647.00	225,011.00				
TOTAL	-	-	-	-	1,096.00	25,816.00	23,031.00	22,693.00	-	-	-	-	-	-	-	-	-				
<b>Total Government Funding</b>		120,207.00	165,492.00	250,754.00	247,470.00	202,110.00	158,949.00	198,807.00	-	-	-	-	-	1,343,789.00	1,752,096.00	3,605,087.00	509,202.00				
<b>OTHER REVENUE</b>		-	-	-	-	-	-	-	-	-	-	-	-	-	-	-	-				
Program Revenue	-	20.00	116.00	66.00	48.00	80.00	72.00	78.00	-	-	-	-	-	480.00	-	1,000.00	520.00				
Charter	-	-	-	-	-	-	-	-	-	-	-	-	-	-	-	1,000.00	1,000.00				
Other/Local Advertising	-	-	-	-	-	1,775.50	-	-	-	-	-	-	-	1,775.50	-	6,000.00	4,224.50				
County Rev Match	-	25,267.83	-	4,173.18	-	-	-	-	-	-	-	-	-	29,441.01	-	408,840.70	379,399.69				
Medicaid	-	0.62	2.43	1.02	0.84	2.84	2.46	1.53	-	-	-	-	-	11.74	-	26,970.09	26,958.35				
CVEDD	-	-	222.00	296.00	7,918.00	38,887.00	40,885.00	43,660.00	-	-	-	-	-	131,868.00	-	174,422.00	42,554.00				
FGP	-	-	-	-	-	-	-	-	-	-	-	-	-	-	-	900.00	900.00				
SCP	-	214.50	220.00	187.00	165.00	236.50	60.50	385.00	-	-	-	-	-	1,468.50	-	1,600.00	131.50				
TOTAL OTHER REVENUE	-	25,548.95	606.43	4,769.20	8,304.34	41,027.84	41,065.96	44,170.53	-	-	-	-	-	165,493.25	-	621,964.79	456,471.54				
<b>Total Rural Excess/(Shortage)</b>		-	414.33	(414.33)	8,157.68	40,378.35	40,715.52	22,299.02	-	-	-	-	-	111,550.57	-	-	-				



<b>ED PROJECTS</b>																<b>Less Previous Request</b>			<b>BUDGET</b>		<b>Variance</b>
		<b>SEPT</b>	<b>OCT</b>	<b>NOV</b>	<b>DEC</b>	<b>JAN</b>	<b>FEB</b>	<b>MAR</b>	<b>APR</b>	<b>MAY</b>	<b>JUN</b>	<b>JUL</b>	<b>AUG</b>	<b>TOTAL</b>							
5310-2023-00107 Mobility Management-U TD Credits	5310 Grant M05 11.7L.00 TDCs	Suffix Period: 9/1/2023 thru 8/31/2024																			
		-	-	-	1,488.00	13.00	-	-	-	-	-	-	-	1,501.00	84,000.00	85,501.00	-				
		-	-	-	298.00	3.00	-	-	-	-	-	-	-	301.00	19,500.00	19,800.00	(1.00)				

CONCHO VALLEY TRANSIT DISTRICT  
September 2024 through August 2025

Medical Funds	-	-	-	107.19	773.18	-	-	-	-	-	-	-	-	880.37	3,421.45	5,000.00	698.18
<b>TOTAL</b>	CFDA 20.513	-	-	1,893.19	789.18	-	-	-	-	-	-	-	-	2,682.37	106,921.45	123,800.00	14,196.18
<b>5310-2023-00107</b>																	
Mobility Management-U	Grant M10	11.7L.00	-	31,384.00	5,724.00	6,185.00	9,552.00	-	-	-	-	-	-	52,845.00	-	85,501.00	32,656.00
Acq Misc Equip	11.42.20	-	-	-	-	-	-	-	-	-	-	-	-	-	-	13,499.00	13,499.00
TD Credits	TDCs	-	-	5,675.00	1,144.00	1,237.00	2,212.00	-	-	-	-	-	-	10,268.00	-	19,800.00	9,532.00
<b>Medical Funds</b>	-	-	-	421.34	398.56	431.48	1,924.64	-	-	-	-	-	-	3,176.02	-	5,000.00	1,823.98
<b>TOTAL</b>	CFDA 20.513	-	-	-	-	-	-	-	-	-	-	-	-	-	-	-	-
<b>5310-2024-00159</b>																	
Mobility Management-Urban	Grant M08	11.7L.00	-	-	12,795.00	8,790.00	12,872.00	-	-	-	-	-	-	34,457.00	-	137,375.00	102,918.00
TD Credits	TDCs	-	-	-	-	-	-	-	-	-	-	-	-	-	-	-	-
<b>Medical Funds</b>	-	-	-	-	752.85	617.95	509.13	-	-	-	-	-	-	1,879.93	-	5,000.00	3,120.07
<b>TOTAL</b>	CFDA 20.513	-	-	-	13,547.85	9,407.95	13,381.13	-	-	-	-	-	-	36,336.93	-	142,375.00	106,038.07
<b>5310-2024-00130</b>																	
Mobility Management-Rural	Grant M09	11.7L.00	-	19,950.00	6,104.00	5,923.00	5,996.00	-	-	-	-	-	-	37,973.00	-	79,500.00	41,527.00
TD Credits	TDCs	-	-	3,990.00	1,221.00	1,185.00	1,199.00	-	-	-	-	-	-	7,595.00	-	15,900.00	8,305.00
<b>Medical Funds</b>	-	-	-	463.11	439.94	426.96	431.88	-	-	-	-	-	-	1,761.89	-	4,289.07	2,527.18
<b>TOTAL</b>	CFDA 20.513	-	-	24,403.11	7,764.94	7,534.96	7,626.88	-	-	-	-	-	-	47,329.89	-	99,689.07	52,359.18

PLANNING PROJECTS		SEPT	OCT	NOV	DEC	JAN	FEB	MAR	APR	MAY	JUN	JUL	AUG	TOTAL	Request	-	Variance
<b>RCTCP-2024a-CVTD-00012</b>																	
Regional Planning	Grant P04	44.24.00	6,258.00	6,139.00	6,983.00	3,983.00	4,832.00	5,290.00	5,608.00	-	-	-	-	39,093.00	-	40,000.00	907.00
TD Credits	TDCs	-	1,252.00	1,228.00	1,397.00	797.00	966.00	1,058.00	1,122.00	-	-	-	-	7,820.00	-	8,000.00	180.00
<b>Medical Funds</b>	-	-	0.47	0.29	0.99	0.32	0.45	0.21	0.26	-	-	-	-	2.99	-	1,409.79	1,406.80
<b>TOTAL</b>	CFDA 20.505	-	7,510.47	7,367.29	8,380.99	4,780.32	5,798.45	6,348.21	6,730.26	-	-	-	-	46,915.99	-	49,409.79	2,493.80
<b>Total Medical Funds Required</b>			0.47	0.29	0.99	0.32	0.45	0.21	0.26	-	-	-	-	2.99	-	1,409.79	1,406.80

CAPITAL PROJECTS		SEPT	OCT	NOV	DEC	JAN	FEB	MAR	APR	MAY	JUN	JUL	AUG	TOTAL	Less Previous Request	BUDGET	Variance
<b>BBF 5339-D-2022-00069</b>																	
Replace Vans	Grant B03	Rural	11.12.15	-	-	-	-	-	-	-	-	-	-	-	176,608.00	176,608.00	-
Rehab/Rebuild	11.14.04	-	-	-	-	-	-	11,680.00	-	-	-	-	-	11,680.00	10,731.00	44,577.00	22,166.00
Acq-Surveillance/Security	11.42.09	-	-	-	-	-	-	-	-	-	-	-	-	-	-	6,007.00	6,007.00
TD Credits	TDCs	-	-	-	-	-	-	2,336.00	-	-	-	-	-	2,336.00	35,322.00	45,438.00	7,780.00
<b>Medical Funds</b>	-	-	-	-	-	-	-	0.81	-	-	-	-	-	0.81	0.58	-	(1.39)
<b>TOTAL</b>	CFDA 20.526	-	-	-	-	-	-	14,016.81	-	-	-	-	-	14,016.81	222,661.58	272,630.00	35,951.61
<b>FTA 5339-D-2024-00072</b>																	
Rehab/Renovate Yards & Shops	Grant B04	Urban	11.44.05	-	-	-	-	-	-	-	-	-	-	-	228,000.00	233,722.00	5,722.00
TD Credits	TDCs	-	-	-	-	-	-	-	-	-	-	-	-	-	45,600.00	46,750.00	1,150.00
<b>Medical Funds</b>	-	-	-	-	-	-	-	-	-	-	-	-	-	-	57,000.00	57,000.00	-
<b>TOTAL</b>	CFDA 20.526	-	-	-	-	-	-	-	-	-	-	-	-	-	285,000.00	337,472.00	6,872.00
<b>BBF 5339-D-2022-00178</b>																	
Construction Maintenance Facility	Grant B0	Rural	11.43.02	-	-	-	-	-	-	-	-	-	-	-	-	900,000.00	900,000.00
Construction Maintenance Facility	11.43.02	-	-	-	-	-	-	-	-	-	-	-	-	-	-	3,600,000.00	3,600,000.00
<b>Medical Funds</b>	-	-	-	-	-	-	-	-	-	-	-	-	-	-	-	-	-
<b>TOTAL</b>	CFDA 20.526	-	-	-	-	-	-	-	-	-	-	-	-	-	-	4,500,000.00	4,500,000.00
<b>TX-2020-068-00</b>																	
Bus-Rolling Stock	Grant 797	Urban	11.12.03	-	-	-	-	399,202.00	-	-	-	-	-	399,202.00	-	399,202.00	-
TD Credits	TDCs	-	-	-	-	-	-	79,841.00	-	-	-	-	-	79,841.00	-	79,841.00	-
<b>Medical Funds</b>	-	-	-	-	-	-	-	36,265.30	-	-	-	-	-	36,265.30	-	36,265.30	-
<b>TOTAL</b>	CFDA 20.526	-	-	-	-	-	-	534,521.00	-	-	-	-	-	534,521.00	-	534,521.00	-
<b>TX-2022-053-00</b>																	
Bus Replacement	Grant B02	Urban	11.12.03	-	-	-	-	-	-	-	-	-	-	-	474,950.00	500,616.00	25,666.00
TD Credits	TDCs	-	-	-	-	-	-	-	-	-	-	-	-	-	71,243.00	75,100.00	3,857.00
<b>Medical Funds</b>	-	-	-	-	-	-	-	-	-	-	-	-	-	-	0.32	1.00	0.68
<b>TOTAL</b>	CFDA 20.526	-	-	-	-	-	-	-	-	-	-	-	-	-	546,193.32	575,717.00	29,523.68

CONCHO VALLEY TRANSIT DISTRICT  
September 2024 through August 2025

Area Foundation	MIP E01	Local	Period: 7/01/2024 thru 8/31/2025	SEPT	OCT	NOV	DEC	JAN	FEB	MAR	APR	MAY	JUN	JUL	AUG	TOTAL	Less Previous Request	BUDGET	Variance
Capital Equipment				-	-	-	-	-	-	-	-	-	-	-	-	-	-	20,000.00	20,000.00
Medical Funds				-	-	-	-	-	-	-	-	-	-	-	-	-	-	-	-
<b>TOTAL</b>				-	-	-	-	-	-	-	-	-	-	-	-	-	-	20,000.00	20,000.00

ADDITIONAL SERVICES

GREYHOUND SERVICES	MIP 010	Local	Period: 09/01/2024 thru 08/31/2025	SEPT	OCT	NOV	DEC	JAN	FEB	MAR	APR	MAY	JUN	JUL	AUG	TOTAL	Less Previous Request	BUDGET	Variance
ICB				-	-	-	-	-	-	-	-	-	-	-	-	-	-	-	-
Services Program Income				541.48	283.89	320.11	-	362.74	356.79	423.20	-	-	-	-	-	2,288.21	-	5,000.00	2,711.79
Greyhound Lines Pass-Thru				1,436.27	2,560.84	1,513.30	2,375.41	827.09	2,340.21	1,836.58	-	-	-	-	-	12,889.70	-	40,000.00	27,110.30
Medical Funds				2,661.13	414.69	5,596.09	-	2,209.43	108.80	1,672.54	-	-	-	-	-	12,662.68	-	23,000.00	10,337.32
<b>TOTAL</b>				4,638.88	3,259.42	7,429.50	2,375.41	3,399.26	2,805.80	3,932.32	-	-	-	-	-	27,840.59	-	68,000.00	40,159.41

Extended Medicaid Transportation

Extended Medicaid Transportation	MIP 018	Local	Period: 09/01/2024 thru 08/31/2025	SEPT	OCT	NOV	DEC	JAN	FEB	MAR	APR	MAY	JUN	JUL	AUG	TOTAL	Less Previous Request	BUDGET	Variance
Medical Funds				4,338.38	4,853.11	7,810.68	8,075.49	7,045.05	4,687.66	4,964.95	-	-	-	-	-	41,775.32	-	80,000.00	38,224.68
<b>TOTAL</b>				4,338.38	4,853.11	7,810.68	8,075.49	7,045.05	4,687.66	4,964.95	-	-	-	-	-	41,775.32	-	80,000.00	38,224.68


EMERGENCY RELIEF PROJECTS

TX-2024-055-00 Emergency Relief	Grant U06	FED	Grant Award started June 2024	SEPT	OCT	NOV	DEC	JAN	FEB	MAR	APR	MAY	JUN	JUL	AUG	TOTAL	Less Previous Request	BUDGET	Variance
Bus Support Equip & Facility Rehab/Renovate A Operations				-	-	-	-	-	-	-	-	-	-	-	-	-	-	148,964.00	148,964.00
Medical Funds (to cover rounding)				-	-	-	-	-	-	-	-	-	-	-	-	-	-	2.00	2.00
<b>TOTAL</b>				-	-	-	-	-	-	-	-	-	-	-	-	-	-	215,897.00	148,964.00

CARES ACT PROJECTS

TX-2020-096-00 Y364 CARES ACT	Grant 800	FED	Grant Award started June 2020	SEPT	OCT	NOV	DEC	JAN	FEB	MAR	APR	MAY	JUN	JUL	AUG	TOTAL	Less Previous Request	BUDGET	Variance
Replacement >30ft				-	-	-	-	-	-	-	-	-	-	-	-	-	949,900.00	949,900.00	-
Replacement <30ft				-	-	-	-	-	-	-	-	-	-	-	-	-	579,990.00	579,990.00	-
Replacement trolley				-	-	-	-	-	-	-	-	-	-	-	-	-	427,400.00	427,400.00	-
Acquire mobile surv/security				-	-	-	-	-	-	-	-	-	-	-	-	-	188,905.00	188,905.00	-
Acquire support vehicles				-	-	-	-	-	-	-	-	-	-	-	-	-	54,721.00	54,721.00	-
Acquire misc support equip				-	-	-	-	-	-	-	-	-	-	-	-	-	99,805.00	99,805.00	-
Acquire misc support equip				-	-	-	-	-	-	-	-	-	-	-	-	-	5,539.00	5,539.00	-
Preventative Maint				-	-	-	-	-	-	-	-	-	-	-	-	-	185,891.00	185,891.00	-
Operations				-	-	-	-	-	-	7,463.00	-	-	-	-	-	7,463.00	1,684,686.00	1,746,661.00	54,512.00
Charter Revenue				-	-	-	-	-	-	-	-	-	-	-	-	-	2,125.00	2,125.00	-
Medical Funds (to cover rounding)				-	-	-	-	-	-	0.44	-	-	-	-	-	0.44	1,151.61	1,151.04	(1.01)
<b>TOTAL</b>				-	-	-	-	-	-	7,463.44	-	-	-	-	-	7,463.44	4,180,113.61	4,242,088.04	-





# Concho Valley Transit District Director's Report

MARCH 2025

Director of Transportation – Jeff York



# Statistics – March

- Fixed Route Passengers: **17,011 (Up 1% from March 2024)**
- ASU Ridership: **1,412 (Up 24% from March 2024)**
- Goodfellow Ridership: **158 (Up 6% from March 2024)**
- Rural Passengers: **2,580 (Up 39% from March 2024)**
- Rural On Time Performance: 96%
- Demand Response Passengers: **4,117 (Up 5% from March 2024)**
- Demand Response On Time Performance: 84%



# Rural Ridership Comparison

FY 2022-2023	
Month	# of Passengers
September	1934
October	2083
November	1906
December	1752
January	1808
February	1674
March	2339
April	2213
May	2275
June	1888
July	1705
August	2170
<b>Total</b>	<b>23747</b>

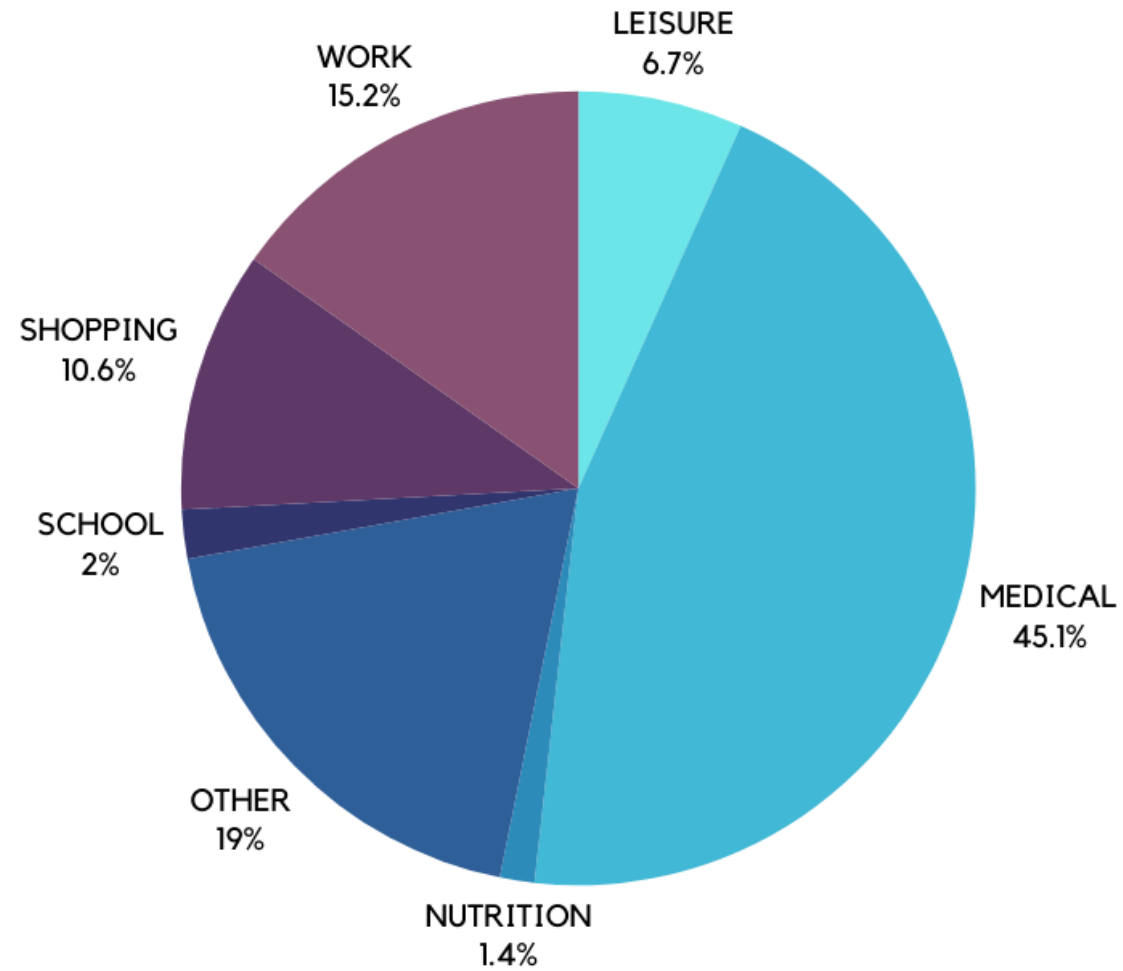
FY 2023-2024	
Month	# of Passengers
September	1790
October	2046
November	1992
December	1784
January	2010
February	1802
March	1943
April	1847
May	2194
June	1955
July	2255
August	2050
<b>Total</b>	<b>23668</b>

FY 2024-2025	
Month	# of Passengers
September	1951
October	2355
November	2045
December	2091
January	2283
February	2208
March	2580
April	
May	
June	
July	
August	
<b>Total</b>	<b>15513</b>

# County Ridership Statistics

- Coke County: **162 Trips, 7,080 miles**
- Concho County: **107 Trips, 3,622 miles**
- Crockett County: **234 Trips, 18,137 miles**
- Irion County: **116 Trips, 3,675 miles**
- Kimble County: **70 Trips, 1,049 miles**
- Mason County: **247 Trips, 1,567 miles**
- McCulloch County: **863 Trips, 27,191 miles**
- Menard County: **76 Trips, 2,239 miles**
- Reagan County: **61 Trips, 4,448 miles**
- Schleicher County: **166 Trips, 6,576 miles**
- Sterling County: **44 Trips, 2,221 miles**
- Sutton County: **140 Trips, 9,590 miles**
- Tom Green County (Rural): **294 Trips, 5,069 miles**

# Rural Ridership – Trip Purpose



# Urban Ridership Comparison

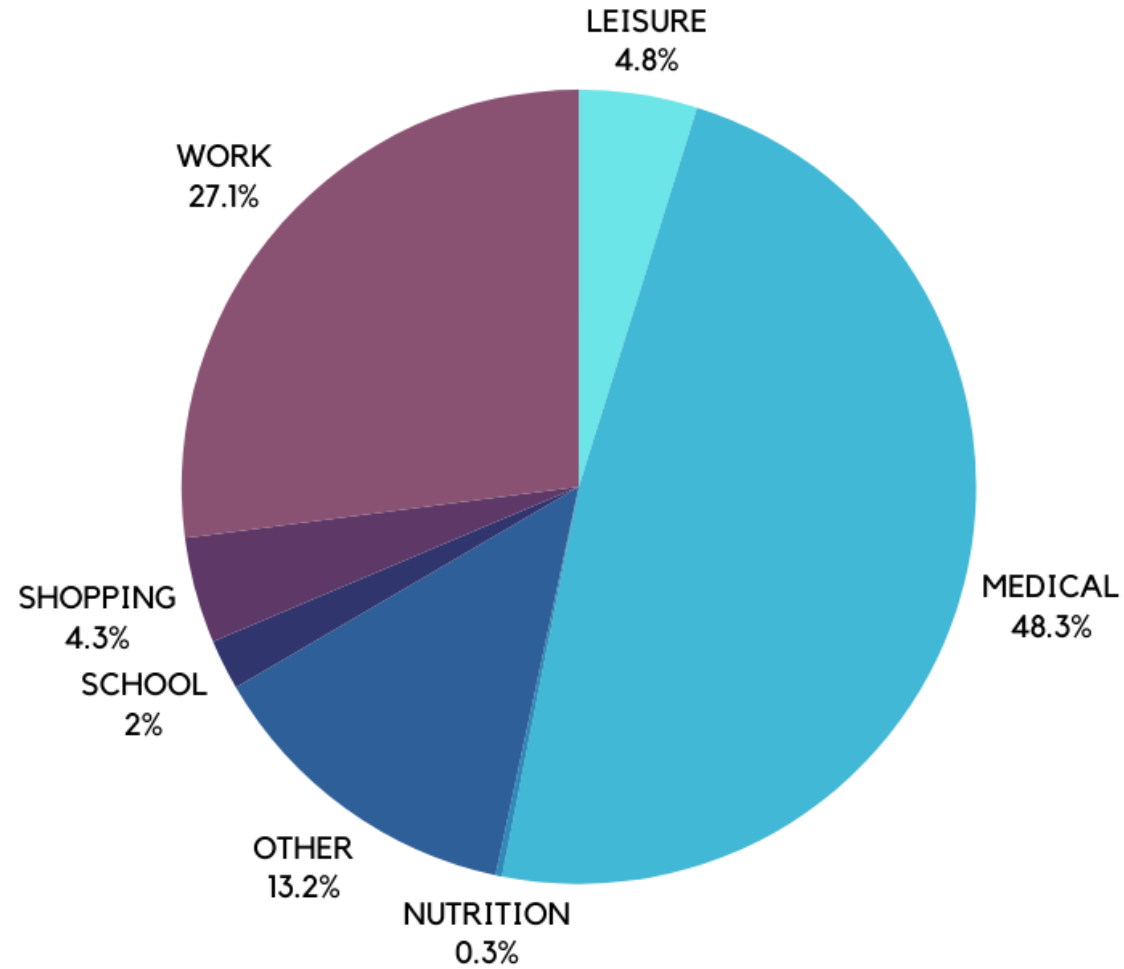
FY 2022-2023	
Month	# of Passengers
September	4045
October	4667
November	4414
December	5591
January	4487
February	4624
March	4787
April	4976
May	4265
June	4011
July	3781
August	4452
<b>Total</b>	<b>54100</b>

FY 2023-2024	
Month	# of Passengers
September	6338
October	4920
November	4448
December	5070
January	4189
February	4931
March	3909
April	3650
May	3656
June	4833
July	3673
August	3794
<b>Total</b>	<b>53411</b>

FY 2024-2025	
Month	# of Passengers
September	5014
October	4277
November	3723
December	3407
January	3879
February	3806
March	4,117
April	
May	
June	
July	
August	
<b>Total</b>	<b>28223</b>



# Urban Ridership – Trip Purpose



# Fixed Route Ridership Comparison (FR 1-7, GAFB, and ASU)

FY 2022-2023	
Month	# of Passengers
September	14942
October	17469
November	15069
December	15463
January	14205
June	14161
June	16613
June	15793
May	17029
June	15118
July	14603
August	17905
<b>Total</b>	<b>188,370</b>

FY 2023-2024	
Month	# of Passengers
September	18260
October	18469
November	17874
December	16297
January	16417
June	18058
June	18170
June	18123
May	18052
June	14901
July	18123
August	19998
<b>Total</b>	<b>212,742</b>

FY 2024-2025	
Month	# of Passengers
September	18314
October	20924
November	19300
December	18062
January	17244
June	17620
June	18,581
June	
May	
June	
July	
August	
<b>Total</b>	<b>130,045</b>







# Safety – March

- At Fault Accidents: 0
- Not At Fault Accidents: 0
- Employee Injuries: 0
- Safety Topics
  - Fatigue Management
  - Intersection Awareness
  - Title VI
  - Railroad Crossing
  - High Wind Driving Tips
  - Wheelchair Securement
  - First Aid: Heart Attack Procedures