



CONCHO VALLEY TRANSIT

BOARD OF DIRECTORS MEETING

Wednesday, February 12, 2025 at 2:45 p.m.

Concho Valley Council of Governments

5430 Link Rd, San Angelo, Texas 76904 and via Teleconference

The meeting place is accessible to persons with disabilities. If assistance is needed to observe or comment, please call the CVCOG office at 325-944-9666 at least 24 hours prior to the meeting.

Join By Zoom Teleconference - <https://us06web.zoom.us/j/85637187463>

*Meeting ID: **856 3718 7463** *Passcode: **013664**

833 548 0282 US Toll-free

877 853 5247 US Toll-free

888 788 0099 US Toll-free

833 548 0276 US Toll-free

Agenda

NOTICE: The Concho Valley Council of Governments may discuss, deliberate and take all appropriate action on any matter listed on this Agenda. Items on this Agenda may be taken out of the order listed. The Executive Committee reserves the right to deliberate in closed session pursuant to 551 of the Texas Government Code. Public comment is limited to five minutes per person on any agenda item.

BUSINESS

1. Determination of Quorum and Call to Order
2. Invocation and Pledge of Allegiance
3. Public Comment
4. Consider and take appropriate action concerning the minutes from the January 8, 2025 Meeting.

REGULAR AGENDA

5. Consider and take appropriate action concerning Checks in excess of \$2,000 for November 2024.
6. Consider and take appropriate action concerning Checks in excess of \$2,000 for December 2024.
7. Consider and take appropriate action concerning the request to purchase up to six (6) cutaway buses from Model 1 Commercial Vehicles, pursuant to State of Oklahoma contract SW0797C, with a total cost not to exceed \$250,000.00 per vehicle.

8. Consider and take appropriate action concerning the request to purchase up to four (4) high-roof vans from Model 1 Commercial Vehicles, pursuant to State of Oklahoma contract SW0797C, with a total cost not to exceed \$150,000.00 per vehicle.
9. Consider and take appropriate action concerning Resolution 25-021225 regarding the CVTD Amended By-Laws.

10. INFORMATION ITEMS AND REPORTS

- a. Review of the CVTD Monthly Financials for November 2024 (Balance Sheet, Schedule of Revenue by Source, and Grant Detail) – Michael Meek
- b. Review of the CVTD Monthly Financials for December 2024 (Balance Sheet, Schedule of Revenue by Source, and Grant Detail) – Michael Meek
- c. Report from the Assistant Director of Transportation – Ryan Herrera

11. Consideration of any other business.

12. ADJOURNMENT

The Concho Valley Council of Governments reserves the right to conduct an executive/closed session at any time during the course of this meeting to discuss any matter listed on the agenda posted for this meeting, as needed, pursuant to one or more authorized and applicable exceptions to an open meeting described in Chapter 551 of the Texas Government Code (the Texas Open Meeting Act), including but not limited to the following statutory exceptions: Texas Government Code Sections 551.071 and 551.129 (Consultation with Attorney), 551.072 (Deliberation Regarding Real Property), 551.073 (Deliberation Regarding Prospective Gift or Donation), 551.074 (Personnel Matters), 551.076 and 551.089 (Deliberation Regarding Security Devices or Security Audits), or 551.087 (Deliberation Regarding Economic Development Negotiations).

Posted in accordance with the Texas Government Code, Title V, Chapter 551, Section .053 this, 5th day of February 2025.

Erin Hernandez, Assistant Executive Director



BOARD OF DIRECTORS MEETING MINUTES
Wednesday, January 8, 2025

The Concho Valley Transit District Board of Directors met on Wednesday, January 8, 2025 at 2:45 p.m. at 5430 Link Rd., San Angelo, Texas 76904 and via Zoom Teleconference.

Members present were:

Harry Thomas, Chairman, COSA Council Member, District 3
Molly Criner, Vice-Chairman, Irion County Judge
Charlie Bradley, Schleicher County Judge
Brandon Corbin, Menard County Judge
Belinda Counts, Sterling County Judge
David Dillard, Concho County Judge
Sheree Hardin, Mason County Judge
Karen Hesse-Smith, COSA Council Member, District 5
Hal Rose, Kimble County Judge
Hal Spain, Coke County Judge
Frank Tambunga, Crockett County Judge
Frank Trull, McCulloch County Judge via Zoom

Members absent were:

Lane Carter, Tom Green County Judge
Jody Harris, Sutton County Judge
Larry Miller, COSA Council Member, District 6
Jim O'Bryan, Reagan County Judge

Guests present were:

Delma Childress, Public Transportation Coordinator, TxDOT via Zoom

BUSINESS

Councilman Harry Thomas, Chairman, announced the presence of a quorum and called the meeting to order at 2:45 p.m.

Judge David Dillard gave the invocation and led the Pledge of Allegiance.

There was no public comment.

APPROVAL of the Minutes

Judge David Dillard made a motion to approve the Meeting Minutes from December 11, 2024. Judge Charlie Bradley seconded the motion. No questions or discussion. The motion passed unanimously.

APPROVAL of Checks

Audrey Aguirre, Finance Manager, presented the checks in excess of \$2,000 written for October 2024. Judge Charlie Bradley made a motion to approve the checks as presented. Judge David Dillard seconded the motion. No questions or discussion. The motion passed unanimously.

INFORMATION ITEMS & REPORTS

- a. Audrey Aguirre, Finance Manager, gave the report of the CVTD Monthly Financials for October 2024. She gave an overview of the balance sheet, schedule of revenue and grant detail. There is no action to take, as this is an informational item only.

- b. Directors Report – Jeffrey York, Director of Transportation, reported on the statistics, rural ridership, county ridership statistics, urban ridership, fixed route ridership comparison, and the fixed route comparison, all for the month of November. Mr. York reported on CVT’s safety metrics and the recent topics of their safety meeting for November. The safety topic covered pre/post trips. There is no action to take, as this is an informational item only.

OTHER BUSINESS

Councilman Harry Thomas asked that we make note that Judge Charlie Bradley will give the invocation and lead the Pledge of Allegiance for the February 12, 2025 meeting.

ADJOURNMENT

There being no other items to discuss, Judge Sheree Hardin made a motion to adjourn the meeting. Judge Hal Rose seconded the motion. Councilman Harry Thomas adjourned the meeting at 2:54 p.m.

Duly adopted at the meeting of the Concho Valley Transit District Board of the Concho Valley Council of Governments on this 12th day of February 2025.

Councilman Harry Thomas, Chairman

Judge Molly Criner, Vice-Chairman

CVTD
 Check/Voucher Register
 From 11/1/2024 Through 11/30/2024

<u>Docum... Number</u>	<u>Document Date</u>	<u>Name</u>	<u>Transaction Description</u>	<u>Document A...</u>
26295	11/5/2024	City of San Angelo-Transit	Fuel for CVT vehicles 9/1/24-9/30/24	21,793.72
26300	11/5/2024	ENGINE PRO MACHINE LLC	2302 - repair rear AC, wrmnty ac comp, labor to rplc	2,999.98
	11/5/2024	ENGINE PRO MACHINE LLC	1867 - R&R rear AC compressor	2,999.98
26315	11/13/2024	DOUCET PLUMBING, INC.	Replace water fountain at CVT lobby	2,289.00
26317	11/13/2024	ENGINE PRO MACHINE LLC	1308 - lvl B oil change,AC repair, 2 tires RRI/RRO	5,744.54
	11/13/2024	ENGINE PRO MACHINE LLC	1514 - lvl D oil change and repair lift	5,506.21
	11/13/2024	ENGINE PRO MACHINE LLC	1308 - repair O2 sensor, new compr	4,302.54
26318	11/13/2024	G&G AUTOMOTIVE	1314 - Replace PCM and replace 2 keys	2,288.77
26320	11/13/2024	J AND C BODY SHOP	1505 - rear end dmng repair TML AU214450	13,135.72
Report Total				<u><u>61,060.46</u></u>

CVTD
 Check/Voucher Register
 From 12/1/2024 Through 12/31/2024

Document Number	Document Date	Name	Transaction Description	Document Am...
26331	12/3/2024	AUTOMATIC FIRE PROTECTION, INC.	Flush sprinkler system from line break on 9/11	2,131.88
26334	12/3/2024	Eliazar Carrillo	1705 - lvl A oil chng, repair steering leak, R&R swaybar, 10	2,355.00
	12/3/2024	Eliazar Carrillo	1313 - R&R frnt brks, 10 sprk plgs & coils	2,725.00
26336	12/3/2024	ENGINE PRO MACHINE LLC	1702 - lvl A oil change, R brake job, replace 2 tires	2,967.78
26343	12/3/2024	WEX BANK	Fuel for transit vehicles 9/24/24-10/24/24	16,316.48
26346	12/3/2024	Turbo Images Inc	2305 & 2306 Bus wraps	12,092.00
	12/3/2024	Turbo Images Inc	2023, 2024, 2101 Bus wraps	18,138.00
	12/3/2024	Turbo Images Inc	2302, 2303, 2304 bus wraps	18,138.00
26362	12/10/2024	G&G AUTOMOTIVE	1866 - lvl C oil change	2,266.70
26366	12/19/2024	AngelTrax	Annual contract for bus surv cameras FY24-25	26,740.00
26372	12/19/2024	Eliazar Carrillo	1305 - lvl A oil chng, R&R hydro booster,sprk plgs,coils	2,770.00
	12/19/2024	Eliazar Carrillo	1517 - lvl D oil change	2,565.00
	12/19/2024	Eliazar Carrillo	1871 - rplc spark pl, ingn coil, srv rear brakes, srv rear d	2,135.00
26373	12/19/2024	City of San Angelo-Transit	Fuel for CVT vehicles 10/1/24-10/31/24	25,554.72
26376	12/19/2024	ENGINE PRO MACHINE LLC	1701 - lvl B oil chang, diagnose misfire & tune up	2,857.24
	12/19/2024	ENGINE PRO MACHINE LLC	1308 - repair fluid leak and starting issue	2,315.30
26378	12/19/2024	G&G AUTOMOTIVE	1706 - lvl D oil change	2,043.56
26380	12/19/2024	J AND C BODY SHOP	1504 - rear end damage repair. TML# AU218286	10,377.55
26382	12/19/2024	Passio Technologies	2403, 2404, 2405 - uninstall equip,install hardware,cnnctvty	2,572.50
26383	12/19/2024	WEX BANK	Fuel for transit vehicles 10/24/24-11/23/24	17,493.46
26385	12/19/2024	Spare Labs Inc	Base platform & optimization pkg FY24-25	151,700.00
Report Total				326,255.17

Memo

To: CVTD Board of Directors

From: Ryan Herrera, Assistant Director of Transportation

Date: 02/12/2025

Re: CONSIDER AND TAKE APPROPRIATE ACTION – ITEM 7

ITEM 7

Ryan Herrera, Assistant Director of Transportation, is seeking consideration and approval to request the purchase of up to six (6) cutaway buses from Model 1 Commercial Vehicles, pursuant to State of Oklahoma contract SW0797C, with a total cost not to exceed \$250,000.00 per vehicle.

Approved at the CVTD Board Meeting on February 12, 2025.



Memo

To: CVTD Board of Directors

From: Ryan Herrera, Assistant Director of Transportation

Date: 02/12/2025

Re: CONSIDER AND TAKE APPROPRIATE ACTION – ITEM 8

ITEM 8

Ryan Herrera, Assistant Director of Transportation, is seeking consideration and approval to request the purchase of up to four (4) high-roof vans from Model 1 Commercial Vehicles, pursuant to State of Oklahoma contract SW0797C, with a total cost not to exceed \$150,000.00 per vehicle.

Approved at the CVTD Board Meeting on February 12, 2025.

Concho Valley Transit District
RESOLUTION 25-021225

A RESOLUTION of the Concho Valley Transit District Board of Directors amending the Bylaws of the Concho Valley Transit District (CVTD) to add Mason County, change the responsibility of the Executive Director, and add the duties of the Director and the Concho Valley Council of Governments.

WHEREAS, the Concho Valley Transit District (CVTD) was formed in June of 2006 and began operation consolidated rural and small urban public transportation services, and

WHEREAS, the CVTD is the governing Board of the district and choosing to act as an executive committee of the district, and

WHEREAS, on September 11, 2013 at a regular Board meeting of the Concho Valley Transit District (CVTD), the Board approved and adopted an amendment to the CVTD Bylaws, and

WHEREAS, the Concho Valley Transit District (CVTD) desires to amend the September 11, 2013 CVTD Bylaws as set forth and attached.

Now therefore be it resolved the Board of Directors of the Concho Valley Transit District approve the following:

1. The Concho Valley Transit District Board of Directors does hereby adopt the amended CVTD Bylaws.

Duly adopted at the meeting of the Board of Directors of the Concho Valley Transit District this 12th day of February 2025.

Harry Thomas, Chairman

Molly Criner, Vice-Chairman

Date

Date



BY-LAWS

Amended on February 12, 2025

Previously Amended on
September 11, 2013

CONCHO VALLEY TRANSIT DISTRICT

Article I – Name

The name of this organization shall be Concho Valley Transit District (CVTD), a local governmental body and political subdivision of the State of Texas, established under Chapters 458 of the Transportation Code and 791 of the Government Code of the State of Texas.

Article II – Purpose

The purpose of the CVTD is to assist urban and rural areas within its service area by providing and coordinating public and specialized transportation services and related support services for residents. Additionally, it serves as the administrative agency to supervise the performance of various inter-local agreements entered into pursuant to the provisions of Chapter 791 of the Texas Government Code.

The service area of the CVTD shall be the counties of Coke, Concho, Crockett, Edwards, Irion, Kimble, **Mason**, Menard, McCulloch, Reagan, Schleicher, Sterling, Sutton, and Tom Green, including the City of San Angelo.

Any county adjacent to the CVTD is also eligible to join the CVTD following the provisions of Chapter **458.003** of the Transportation Code, provided there is an affirmative vote by the County Commissioners Court of the adjacent county and approval of the CVTD Board.

Article III – Board of Directors

Section 1. Election of Board Members

- A. The affairs of the CVTD shall be managed and administered by a Board of Directors, henceforth known as the “Board.” (**Chapter 458.006**) "The number of members of the governing body of a multicounty district may not exceed 15, except that each member county is entitled to at least one representative on the governing body." The Board shall have a total of 16 members, in accordance consisting of one (1) Elected Official from each of the counties in the district and three (3) Elected Officials from the City of San Angelo. If an Official from the City of San Angelo is unable, they may select a current and actively serving member of the City of San Angelo Council to sit as a designee. This designee would not have voting rights but would attend for quorum purposes only. Representatives will be selected in accordance with Chapter **458.006** (rural) and **Chapter 458.009** (urban) of the Transportation Code of the State of Texas.

- B. One non-voting member shall also serve on the Board, the Executive Director of the Concho Valley Council of Governments. The non-voting members may not hold any office on the Board. Additional non-voting members may be added by an absolute majority vote of the Board as a whole.
- C. The Board members shall serve a two-year term and may be reapproved by the component governmental unit they represent for additional two-year terms. A Board member's term begins upon their appointment by the component government they represent.
- D. Board members may be removed only by a two-thirds vote of the Board, upon determining that the member to be removed is no longer physically or mentally able to serve or that said member is engaged in activities or actions detrimental to the goals of the Board. Additionally, any member of the Board with three consecutive unexcused absences from a regular or a special meeting of the Board may be removed at the discretion of the Chairman.
- E. Board members will receive no compensation for their service but may be paid for any expenses directly related to performing duties of the CVTD.
- F. Only persons who are elected officials in the area of the governing body of the component governmental unit they represent shall be eligible to serve as a CVTD Board member.
- G. If a Board member, for any reason, no longer is an elected official, that person shall forfeit the Board member position, as only elected officials are eligible to serve as a CVTD Board member.
- H. Board members shall serve at the pleasure of the governing bodies of the component governmental unit they represent.

Section 2. Powers and Duties of the Board

- A. The district business and affairs of CVTD, except as may otherwise be provided by law or the by-laws, shall be vested in and exercised controlled by the Board.
- B. ~~The Executive Director of the Concho Valley Council of Governments shall also serve as the Executive Director of the CVTD. The Executive Director shall be the chief administrative officer of the CVTD and shall be responsible for providing all staff and consultant services to the CVTD, preparation of the CVTD's annual budget.~~

~~and work program; employing; retaining and removing all employees as he or she may deem necessary.~~

- C. The Board shall have the authority and responsibility to establish policies, rules, and procedures for Board functions and to ensure compliance with such established policies.
- D. The Board shall have the authority and responsibility to approve all program plans, priorities, proposals, and budgets and to monitor and evaluate programs to ensure compliance with these plans, priorities, proposals, and budgets.
- E. The Board shall have the authority to accept grants and contributions, from and to contract with federal, state, county, and local entities, and receive and administer funds pursuant to the requirements of those entities. The Board may delegate such contractual authority to the Executive Director, subject to the funding entity's rules and regulations.
- F. The Board shall have the final responsibility to ensure compliance with all grant and contract conditions and requirements and to enforce those requirements.
- G. The Board shall have the authority and responsibility to establish and elect, select an Executive Committee, and select members of the Executive Committee. The Board may delegate duties to the committee, or the Board as a whole may serve as the Executive Committee if desired.

Section 3. Meetings

- A. The annual meeting of the Board shall occur on a day as determined by the Board.
- B. The Board shall meet at least four (4) times per calendar year, at least once each quarter or as often as the Board desires to conduct the business of the CVTD. The Board shall determine the time and place of such meetings.
- C. The meetings of the CVTD shall be subject to the Open Meetings Act of 1967, as amended (Chapter 551 of the Texas Government Code). Additionally, any ad hoc or advisory committee formed under the auspices of these bylaws shall be subject to the same provisions.
- D. Records of meetings of CVTD are subject to the provisions of the Open Records Act, Texas Government Code Chapter 552. The Board shall keep written minutes of each

meeting, which shall include a record of members present and the votes on all motions.

- E. A quorum shall consist of at least fifty percent plus one of the directors current and actively serving. A quorum must be present to hold a meeting.
- F. By a simple majority vote of voting members present at a meeting in which a quorum is present, the Board may conduct business on behalf of CVTD, and enter into inter-local agreements with other local governmental bodies, to supervise the performance of such inter-local agreements, and provide services consistent with these bylaws, and transact such other business as may properly come before the Board (designees will be counted for quorum purpose only and will not have voting rights).
- G. Special meetings of the Board for any purpose or purposes may be called by the Chair, Vice Chair, or Secretary upon written or electronic request. The notice for a special meeting must state the purposes of the special meeting.

Article IV- Executive Director, Director & CVCOG

- A. The Executive Director is responsible for the selection and supervision of the Director. ~~The Executive Director shall have oversight of the director and operations. be responsible for the staff, management, operations, and supervision of all employees including but not limited to drivers, mechanics, dispatchers, and planners. The Executive Director will meet the normal accepted standard qualifications of a transit director and shall serve at the direction and pleasure of the Board, should the need arise.~~
- B. The Director shall be responsible for the staff, management, operations, and supervision of all employees including but not limited to drivers, mechanics, dispatchers, and planners. The Director will meet the normally accepted qualifications of a transit director and shall serve at the direction and pleasure of the Board.
- C. The Concho Valley Council of Governments (CVCOG) is responsible for administrative support as it pertains to finance, human resources, technology, procurement, and facilities.
- D. CVCOG is the employer of record for all CVTD employees and assumes full responsibility for all aspects of employment including compliance, payroll, taxes, and benefits.

~~E. The Executive Director shall serve on the Board of Directors as a non-voting member and cannot hold any office on the Board (amended due to CVTD staffing restructure in June 2013). Would like to remove this because this structure does not apply anymore.~~

Article V-Officers

- A. The Board shall select a Chair, Vice-Chair, and Secretary from among its voting membership.
- B. Officers of the Board shall perform the duties normally associated with such positions and the Board may delegate as to them.
- C. All officers shall serve two-year terms and may succeed themselves by vote of the majority of the Board.
- D. Officers of the Board may be removed, and replacements selected at the discretion of the Board.

Article VI – Committees

- A. The Board shall have the authority to establish standing or ad hoc committees as deemed necessary to carry out the work of CVTD.
- B. The members of such committees shall be appointed by the Board Chair and approved by the Board.
- C. No Committee established under these bylaws or established in the future or other provisions contained in these bylaws shall have the authority to bind CVTD in any way or commit or obligate it in any way unless expressly approved by the Board.

Article VII – Indemnification of Officers and Members

No Board member or officer is liable to the CVTD or any third party for monetary damages for any act or omission in such Board member's or officer's capacity as such except to the extent otherwise provided by the law of the State of Texas. To the fullest extent possible by applicable law, the CVTD shall indemnify and hold harmless any such Board member or officer who was, is, or is threatened to be made a defendant or respondent in litigation or other proceedings because the person is or was a Board member, officer, or other person related to CVTD.

Without limiting the foregoing, the CVTD shall indemnify any Board member, officer, or former Board member or officer of the CVTD, or any person who may have served at its request, against expenses actually and necessarily incurred by them and any amount paid in satisfaction of judgments in connection with any action, suit, or proceeding, whether civil or criminal in nature, in which they are made a party by reason of being or having been such a Board member, officer, or employee (whether or not a Board member, officer or employee at the time such cost or expenses are incurred by or imposed upon them) except in relation to matters to which they shall be adjudged to such action suit or proceeding to be liable for gross negligence or willful misconduct in the performance of duty.

The CVTD may also reimburse any Board member, officer, or employee the reasonable cost of settlement of any such action, suit, or proceeding if it shall be found by a majority of the Board members not involved in the matter in controversy, whether or not a quorum, that it was to the interests of CVTD that such settlement be made and that such Board member, officer or employee was not guilty of gross negligence or willful misconduct.

Additionally, without limiting the foregoing, to the extent applicable, the CVTD, its Board members, and its officers shall have immunities identical to those provided by Chapter 84 of the Civil Practice and Remedies Code. Furthermore, the CVTD is authorized to obtain such insurance to cover the liability of Board members, officers, and others related to the CVTD, as it may find available and practicable from time to time.

Article VIII – Use of Funds

- A. No part of the income of the organization shall inure to the benefit of, or be distributable, its members, trustees, officers, or other private persons, except that the organization shall be authorized and empowered to pay reasonable compensation for services rendered and to make payments and distributions in furtherance of the purposes of providing transportation services as set out in Chapter 458 of the state of Texas Transportation Code. No substantial part of the activities of the organization shall be the carrying on of propaganda, or otherwise attempting to influence legislation, and the organization shall not participate in, or intervene in (including the publishing or distribution of statements) any political campaign on behalf of or in opposition to any candidate for public office. Notwithstanding any other provision of these articles, the organization shall not carry on any other activities not permitted to be carried on by a sub-division of the State of Texas.

- B. No part of the funds or earnings of CVTD shall be used to support any other organization or entity other than those directly related to the fulfillment of CVTD's duties to function as a provider of transportation services.

Article IX – Dissolution of CVTD

- A. Concho Valley Transit District can be dissolved by an absolute majority vote of the full Board.

- B. Upon the dissolution of the organization, assets shall be distributed with the approval of the Texas Department of Transportation Public Transit Division. Any assets not so disposed of shall be disposed of by the Court of Common Pleas of the County in which the principal office of the district is then located, exclusively for such purpose or to such organizations, as said court shall determine, which are organized and operated for such purposes.

Article X – Amendments

The bylaws of CVTD may be amended at any regular or special meeting of the Board by the vote of two-thirds (2/3) of the total Board. Notice of such proposed amendments shall be given at least 15 days prior to such meetings.

Article XI – Rules of Order

Robert’s Rules of Order, newly revised, except where such rules may be in conflict with the bylaws, shall govern the Board.

ARTICLE XIV - CONFLICT OF INTEREST

Should any voting Board member or officer of Concho Valley Transit District have a substantial business interest or representational interest as defined by Chapter 171.002 of the Local Government Code, that voting Board member or officer shall not vote on any proposal or request for funds in which that voting Board member has such an interest. All declarations of conflict of interest and abstentions from voting will be recorded in the minutes of meetings of the Board of Directors.

*Amended and approved on this 12th day of February 2025 at the meeting of the
Concho Valley Transit District’s Board of Directors.*

Board Chair – Councilman Harry Thomas

Board Secretary – Judge Molly Criner

Executive Director – John Austin Stokes

Director of CVTD – Jeff York



Memo

To: CVTD Board of Directors

From: Erin Hernandez, Assistant Executive Director

Date: 02/12/2025

Re: CONSIDER AND TAKE APPROPRIATE ACTION – ITEM 9

ITEM 9

Erin Hernandez, Assistant Executive Director, is seeking consideration and approval concerning Resolution 25-021225 regarding the CVTD Amended By-Laws.

Approved at the CVTD Board Meeting on February 12, 2025.

CVTD
Balance Sheet - CVTD Balance Sheet
As of 11/30/2024

	Current Period Balance	
Assets		
Square Bank Account	2,316.33	1114000
First Financial Transit District Bank Acct	687,549.39	1115000
First Financial ICB Bank Acct	32,657.80	1119000
Petty Cash	150.00	1198000
FTA/TxDOT Urban AR	632,464.00	1241000
TxDOT Rural	552,647.00	1242000
TxDOT Rural SEP	73,113.00	1242001
TXDOT RPTCP Receivable	19,380.00	1281000
Account Receivable-AMR	5,756.85	1300000
Accounts Receivable - SafeRide	24,007.02	1306000
Coke County	2,980.67	1370000
Crockett County	3,714.56	1372000
Irion County	1,583.01	1373000
McCulloch County	4,762.68	1375000
Reagan County	5,006.35	1377000
Schleicher County	3,429.73	1378000
Sterling County	1,139.92	1379000
Sutton County	3,141.33	1384000
Angelo State University	8,191.68	1387000
CV Area Agency on Aging	9,380.00	1389000
CV Foster Grandparent	322.00	1390000
Accounts Receivable-General	3,097.86	1391000
CV Senior Companion	428.50	1393000
CV Economic Development District	54,866.00	1394000
Charter Services Receivable	1,175.00	1395000
Bus Passes Receivable	2,505.00	1396000
Other Assets - Project Equipment	4,092,908.69	1811000
Other Assets - Land Chadbourne	353,098.80	1812000
Other Assets - Building Chadbourne	4,661,734.41	1813000
Other Assets - Land Link Road	396,000.00	1814000
Other Assets - Building Link Road	3,448,031.56	1815000
Total Assets	15,087,539.14	
Liabilities		
AP	107,804.89	2111000
AP Owed to CVCOG	433,153.72	2112000
Unearned Revenue- Charter Payments	1,175.00	2914000
Unearned Revenue- Insurance Payments	6,408.71	2915000
Unearned Revenue - County Membership Dues	123,237.18	2917000
Unearned Revenue-AMR	14,936.29	2919000
Unearned Revenue- Bus Passes	2,505.00	2920000
Unearned Revenue- SafeRide	60,220.59	2922000
Unearned Revenue- CVCOG	8,750.01	2927000
Total Liabilities	758,191.39	
Fund Balance		
Unassigned General Fund	1,207,819.95	3101000

CVTD
Balance Sheet - CVTD Balance Sheet
As of 11/30/2024

	<u>Current Period Balance</u>	
Investment - Capital Assets	12,951,773.46	3110000
Restricted - Insurance Payments	55,031.61	3603000
Restricted - Local Funds	5,997.73	3604000
Total Fund Balance	14,220,622.75	
Excess Revenue over Expenditures	108,725.00	
Total Liabilities and Fund Balance	15,087,539.14	

CVTD
Statement of Revenues and Expenditures
From 9/1/2024 Through 11/30/2024

Current Period Actual

Revenue		
4150100	FTA TX-2024-023 CFDA 20.507	378,522.00
4152000	FTA TX-2023-005-01 Y495 CFDA 20.507	751.00
4207000	TXDOT RPTCP CFDA 20.505	19,380.00
4276000	TXDOT 5311-2022-CVTD-00100	43,997.00
4276100	TXDOT 5311-2023-CVTD-00031	25,482.00
4276101	TXDOT 5311-2024-CVTD-00019 SEP	43,868.00
4282001	TXDOT 5311-2024-00056	252,302.00
4307101	TXDOT State-U-2024-CVTD-00125	357,159.00
4322001	TXDOT State R-2024	162,005.00
4412000	Transportation Toll Credits	12,676.00
4521000	Organization Program Income	6,650.00
4522000	Program Income	27,749.17
4523000	Local Revenue	27,897.60
4524000	Greyhound Lines Pass-Thru	5,510.41
4525000	Transit Charter Fees	3,993.40
4526000	Building Lease	300.00
4756000	Revenue County Cash Match	49,578.28
4757000	SafeRide Medical Transportation	17,006.24
4759000	AMR Medical Transportation	8,673.66
4760000	CVEDD Vendor Contract	54,866.00
4762000	FGP Vendor Contract	1,179.50
4763000	Transp Aging Vendor Cont	28,770.00
4764000	SCP Vendor Contract	1,314.50
4916000	Facility Management Allocation	3,862.86
	Total Revenue	1,533,493.62
Expenditures		
5110000	General Wages	192,766.08
5118000	General Overtime Wages	298.58
5150000	Vacation Time Allocation	44,880.36
5151000	Medicare Tax	9,284.78
5172000	Workers Comp Insurance	50,016.46
5173000	SUTA	693.05
5174000	Health Insurance Benefit	133,681.83
5175000	Dental Insurance Benefit	4,741.52
5176000	Life Insurance Benefits	3,897.63
5177000	HSA Insurance Benefit	785.09
5181000	Retirement	72,372.88
5199000	Management and Administration Indirect	70,436.66
5203000	Uniforms	157.38
5204000	Greyhound Pass-Thru	7,793.34
5206000	HR Service Center	23,402.53
5207000	Procurement Service Center	31,978.37
5208000	Information Technology Service Center	28,844.94
5210000	Driver Wages	400,293.21
5217000	Dispatch/Customer Service Wages	28,134.11
5218000	Driver Overtime Wages	35,593.77
5219000	Dispatch/Customer Service Overtime Wages	848.11
5310000	Travel-Out of Region	4,986.75
5312000	Meals	100.28
5351000	Fuel	48,301.03
5352000	Lubricant, Oil, Other Fluids(except Fuel)	7,284.87

CVTD
Statement of Revenues and Expenditures
From 9/1/2024 Through 11/30/2024

		Current Period Actual
5361000	Vehicle Maintenance	76,599.31
5363000	Tires	7,564.75
5366000	Non-Vehicle Maintenance	477.20
5431000	Utilities	3,744.16
5448000	Link Road Building Maintenance	74.00
5451000	Facility Allocation	2,270.94
5452000	Capital Facility Improvements	2,400.00
5510000	Supplies	1,064.23
5516000	Supplies - Bus/Service Vehicles	49,409.32
5520000	Parts Supplies	4,797.50
5629000	Tools	715.49
5632000	Copier	270.67
5711000	Insurance	28,791.35
5712000	Communications - Bus	2,314.51
5713000	Cell Phones	240.32
5753000	Dues and fees	1,310.86
5754000	Vehicle Registration	55.00
5762000	Postage/freight	138.24
5792000	Coffee Expense	40.15
5793000	Physicals	720.00
5796000	Safety	2,228.20
5810000	Multi-Modal Supplies	1,732.56
5811000	Multi-Modal Insurance	5,160.36
5814000	Multi-Modal Internet	1,195.08
5831000	Multi-Modal Utilities	9,360.25
5851000	Multi-Modal Building Maintenance	7,271.00
5876000	Shop Christoval Rd Utilities	424.87
5880000	Shop Christoval Rd Building Maintenance	148.69
6999000	Transportation Toll Credits	12,676.00
	Total Expenditures	1,424,768.62
	Excess Revenue over Expenditures	108,725.00

CVTD
Expenditure Journal
From 9/1/2024 Through 11/30/2024

Grant Code	Grant Title	General Ledger Expenditures	Account Payable Expenditures	Total
010	ICB Program	15,327.80	0.00	15,327.80
018	Extended Medical Transp Program	17,002.17	0.00	17,002.17
L03	Program L03, Link Road Facility FY 23-24	3,862.86	0.00	3,862.86
L04	Program L04, Link Road Facility FY 24-25 Pass Thru	(2,179.71)	2,179.71	0.00
P04	Grant P04, RPTCP 2024a-CVTD-00012	23,258.75	0.00	23,258.75
R04	Grant R04, CVTD Rural FY 23-24	(11,868.62)	11,868.62	0.00
R05	Grant R05, CVTD Rural FY 24-25	374,525.83	119,734.68	494,260.51
R06	Grant R06, CVTD Rural 5311-SEP	73,117.07	0.00	73,117.07
U04	Grant U04, CVTD Urban FY 23-24	(28,361.01)	28,361.01	0.00
U05	Grant U05, CVTD Urban FY 24-25	680,246.76	117,692.70	797,939.46
Report Total		1,144,931.90	279,836.72	1,424,768.62

SCHEDULE OF REVENUES BY SOURCE
September 1, 2024 - August 31, 2025
CV Transit District

Grant No	Grant Name	Federal	ARP and CARES	State		Toll Credits	Program Income	Transit Charter	Transit Medical	Sale of Equipment	CVEDD Vendor	Pass Thru	FGP/SCP/Aging Vendor	TML Ins	Local Revenue	COSA & Counties	Total Revenue	Total Expenditures	Excess Revenue over Expenditures	Notes
				Administered Federal	State															
010	ICB Program	-	-	-	-	-	1,145.48	-	8,671.91	-	-	5,510.41	-	-	-	-	15,327.80	15,327.80	-	
018	Extended Medical Transp Program	-	-	-	-	-	-	-	17,002.17	-	-	-	-	-	-	-	17,002.17	17,002.17	-	
L03	Link Road Facility	-	-	-	-	-	-	-	-	-	-	-	-	-	3,862.86	-	3,862.86	3,862.86	-	
P04	Grant P04, RPTCP 2024-CVTD-000	-	-	19,380.00	-	3,877.00	-	-	1.75	-	-	-	-	-	-	-	23,258.75	23,258.75	-	
R05	CVTD Rural FY 24-25	-	-	292,536.00	162,005.00	8,799.00	340.00	-	-	518.00	-	621.50	-	-	-	29,441.01	494,260.51	494,260.51	-	
R06	CVTD Rural SEP FY 24-25	-	-	29,245.00	43,868.00	-	-	-	4.07	-	-	-	-	-	-	-	73,117.07	73,117.07	-	
U05	CVTD Urban FY 24-25	379,273.00	-	-	357,159.00	-	33,213.69	3,993.40	-	54,348.00	-	30,642.50	-	-	27,897.60	20,137.27	906,664.46	797,939.46	108,725.00	
U06	Grant U06, FTA TX-2024-055 Emerg Relief	-	-	-	-	-	-	-	-	-	-	-	-	-	-	-	-	0.00	-	
		379,273.00	-	341,161.00	563,032.00	12,676.00	34,699.17	3,993.40	25,679.90	-	54,866.00	5,510.41	31,264.00	-	31,760.46	49,578.28	1,533,493.62	1,424,768.62	-	

- Rural verification with Grant Detail
108,725.00 Urban verification with Grant Detail
- Local verification with Grant Detail
108,725.00

CONCHO VALLEY TRANSIT DISTRICT
September 2024 through August 2025

URBAN PROGRAM			SEPT	OCT	NOV	DEC	JAN	FEB	MAR	APR	MAY	JUN	JUL	AUG	TOTAL	Less Previous Request	BUDGET	Variance
			SEPT	OCT	NOV	DEC	JAN	FEB	MAR	APR	MAY	JUN	JUL	AUG	TOTAL	Request	BUDGET	Variance
TOTAL EXPENSE			224,254.32	305,702.52	267,982.62	-	-	-	-	-	-	-	-	-	797,939.46	-	3,124,467.22	2,326,527.76
Urban - 5307	Grant U05	URB 1901 (07)																
STATE-U-2024-00125	STATE	Period 9/1/23 thru 08/31/2024																
Preventative Maint	11.7A.00		1,799.00	8,426.00	1,170.00	-	-	-	-	-	-	-	-	-	11,395.00	-	52,100.00	40,705.00
Operating	30.09.01		106,428.00	131,786.00	107,550.00	-	-	-	-	-	-	-	-	-	345,764.00	-	345,764.00	-
TOTAL			108,227.00	140,212.00	108,720.00	-	-	-	-	-	-	-	-	-	357,715.00	-	397,864.00	40,705.00
	Grant U05																	
FTA TX-2020-175-00 Y403	FED	Grant Award started September 2019																
Operations	30.09.01		-	-	-	-	-	-	-	-	-	-	-	-	-	853,147.00	853,147.00	-
ADA	11.7C.00		-	-	-	-	-	-	-	-	-	-	-	-	-	270,171.00	270,171.00	-
Prev Maint	11.7A.00		-	-	-	-	-	-	-	-	-	-	-	-	-	212,629.00	212,629.00	-
Lease Yards	11.46.05		-	-	-	-	-	-	-	-	-	-	-	-	-	96,000.00	96,000.00	-
Acquire Mobile Surv/Security Equip	11.42.09		-	-	-	-	-	-	-	-	-	-	-	-	-	-	-	-
Bus Support Equip/Facilities Engineer &Design	11.41.02		-	-	-	-	-	-	-	-	-	-	-	-	-	-	200,000.00	200,000.00
TOTAL	CFDA 20.507		-	-	-	-	-	-	-	-	-	-	-	-	-	1,431,947.00	1,631,947.00	200,000.00
	Grant U05																	
FTA TX-2021-100-01	FED	Grant Award started September 2021																
Operations	30.09.01		-	-	-	-	-	-	-	-	-	-	-	-	-	900,000.00	900,000.00	-
ADA	11.7C.00		-	-	-	-	-	-	-	-	-	-	-	-	-	120,000.00	120,000.00	-
Prev Maint	11.7A.00		-	-	-	-	-	-	-	-	-	-	-	-	-	351,813.00	351,813.00	-
Lease Yards	11.46.05		-	-	-	-	-	-	-	-	-	-	-	-	-	53,760.00	53,760.00	-
Acquire Bus Passenger Shelters	11.32.10		-	-	-	-	-	-	-	-	-	-	-	-	-	29,010.00	62,520.00	33,510.00
Eng/Design Yards & Shops	11.41.05		-	-	-	-	-	-	-	-	-	-	-	-	-	8,742.00	14,713.00	5,971.00
TOTAL	CFDA 20.507		-	-	-	-	-	-	-	-	-	-	-	-	-	1,463,643.00	1,503,124.00	39,481.00
	Grant U05																	
FTA TX-2023-005-01	FED	Grant Award started September 2022																
Operations	30.09.01		-	-	-	-	-	-	-	-	-	-	-	-	-	1,149,309.00	1,149,309.00	-
ADA	11.7C.00		-	-	-	-	-	-	-	-	-	-	-	-	-	395,875.00	395,875.00	-
Prev Maint	11.7A.00		751.00	-	-	-	-	-	-	-	-	-	-	-	751.00	346,449.00	347,200.00	-
Lease Yards	11.46.05		-	-	-	-	-	-	-	-	-	-	-	-	-	67,200.00	67,200.00	-
Acquire Mobile Surv/Security Equip	11.42.09		-	-	-	-	-	-	-	-	-	-	-	-	-	-	19,793.00	19,793.00
TOTAL	CFDA 20.507		751.00	-	-	-	-	-	-	-	-	-	-	-	751.00	1,958,833.00	1,979,377.00	19,793.00
	Grant U05																	
FTA TX-2024-023	FED	Grant Award started September 2023																
Operations	30.09.01		94,851.00	118,811.00	118,113.00	-	-	-	-	-	-	-	-	-	331,775.00	785,273.00	1,289,371.00	172,323.00
ADA	11.7C.00		-	-	-	-	-	-	-	-	-	-	-	-	-	210,053.00	210,053.00	-
Prev Maint	11.7A.00		6,446.00	33,702.00	4,679.00	-	-	-	-	-	-	-	-	-	44,827.00	39,439.00	346,951.00	262,685.00
Lease Yards	11.46.05		-	-	-	-	-	-	-	-	-	-	-	-	-	40,320.00	53,760.00	13,440.00
Acquire Bus Passenger Shelters	11.32.10		-	-	-	-	-	-	-	-	-	-	-	-	-	-	29,010.00	29,010.00
Acquire Mobile Surv/Security Equip	11.42.09		1,920.00	-	-	-	-	-	-	-	-	-	-	-	1,920.00	-	-	(1,920.00)
TOTAL	CFDA 20.507		103,217.00	152,513.00	122,792.00	-	-	-	-	-	-	-	-	-	378,522.00	1,075,085.00	1,950,150.00	496,543.00
	Grant U06																	
FTA TX-2024	FED	Grant Award 2019 Lapsing Funds																
Operations	30.09.01		-	-	-	-	-	-	-	-	-	-	-	-	-	-	-	-
TOTAL	CFDA 20.507		-	-	-	-	-	-	-	-	-	-	-	-	-	-	-	-
Total Government Funding			212,195.00	292,725.00	231,512.00	-	-	-	-	-	-	-	-	-	736,432.00	5,929,508.00	7,462,462.00	796,522.00
OTHER REVENUE																		
Organization Program Revenue			2,880.00	2,080.00	1,690.00	-	-	-	-	-	-	-	-	-	6,650.00	-	20,000.00	13,350.00
Program Revenue			8,393.27	9,612.89	8,395.53	-	-	-	-	-	-	-	-	-	26,401.69	-	78,000.00	51,598.31
Charter			250.00	1,243.40	2,500.00	-	-	-	-	-	-	-	-	-	3,993.40	-	24,000.00	20,006.60
Building Lease			54.00	54.00	54.00	-	-	-	-	-	-	-	-	-	162.00	-	1,200.00	1,038.00
Sale of Equipment			-	-	-	-	-	-	-	-	-	-	-	-	-	-	-	-
TML Insurance			-	-	-	-	-	-	-	-	-	-	-	-	-	-	-	-
Ram Tram			6,800.64	7,901.76	8,191.68	-	-	-	-	-	-	-	-	-	22,894.08	-	62,000.00	39,105.92
Advertising			-	-	-	-	-	-	-	-	-	-	-	-	-	-	-	-
County Rev Match			-	-	20,137.27	-	-	-	-	-	-	-	-	-	20,137.27	-	-	(20,137.27)
Other/Local			1,091.24	1,557.86	2,354.42	-	-	-	-	-	-	-	-	-	5,003.52	-	48,001.00	42,997.48
Tom Green			-	-	-	-	-	-	-	-	-	-	-	-	-	-	54,480.22	54,480.22
COSA Funds			-	-	-	-	-	-	-	-	-	-	-	-	-	-	389,332.00	389,332.00
Medical			-	-	-	-	-	-	-	-	-	-	-	-	-	-	389,000.00	389,000.00
CVEDD			-	23,884.00	30,464.00	-	-	-	-	-	-	-	-	-	54,348.00	-	460,000.00	405,652.00
FGP			430.50	427.00	322.00	-	-	-	-	-	-	-	-	-	1,179.50	-	4,000.00	2,820.50
Area Agency on Aging			9,040.00	10,350.00	9,380.00	-	-	-	-	-	-	-	-	-	28,770.00	-	60,000.00	31,230.00
SCP			168.00	283.50	241.50	-	-	-	-	-	-	-	-	-	693.00	-	1,500.00	807.00
TOTAL OTHER REVENUE			29,107.65	57,394.41	83,730.40	-	-	-	-	-	-	-	-	-	170,232.46	-	1,591,513.22	1,421,280.76
Total Urban Excess/(Shortage)			17,048.33	44,416.89	47,259.78	-	0	-	-	-	-	-	-	-	108,725.00	-	-	-
MATCH			-	-	-	-	-	-	-	-	-	-	-	-	100%	-	-	-
															Total Match		Match Required	Excess Available

CONCHO VALLEY TRANSIT DISTRICT
September 2024 through August 2025

RURAL PROGRAM														Less Previous Request	BUDGET	Variance
	SEPT	OCT	NOV	DEC	JAN	FEB	MAR	APR	MAY	JUN	JUL	AUG	TOTAL			
TOTAL EXPENSE	145,755.95	165,684.10	255,937.53	-	-	-	-	-	-	-	-	-	567,377.58	-	2,474,955.79	1,907,578.21
Rural 5311 2023 Temp SAF Revenue TOTAL	SAF CFDA 20.509	-	-	-	-	-	-	-	-	-	-	-	-	-	-	-
Rural 5311 5311-2023-CVTD-00031	Grant R05 SAF	Suffix	Period: 09/1/2023 thru 11/30/2024													
Operating	30.09.01	-	25,482.00	-	-	-	-	-	-	-	-	-	25,482.00	652,076.00	677,558.00	-
Administrative	11.79.00	-	-	-	-	-	-	-	-	-	-	-	-	111,271.00	111,271.00	-
Preventative Maint	11.7A.00	-	-	-	-	-	-	-	-	-	-	-	-	87,164.00	87,164.00	-
TOTAL	CFDA 20.509	-	25,482.00	-	-	-	-	-	-	-	-	-	25,482.00	850,511.00	875,993.00	-
Rural STATE-R-2024-00124	Grant R05 State	Suffix	Period: 09/1/2024 thru 08/31/2025													
Administrative	11.79.00	-	5,880.00	5,159.00	4,891.00	-	-	-	-	-	-	-	15,930.00	-	34,800.00	18,870.00
Preventative Maint	11.7A.00	-	377.00	2,298.00	1,859.00	-	-	-	-	-	-	-	4,534.00	-	14,400.00	9,866.00
Operating	30.09.01	-	26,796.00	55,822.00	58,923.00	-	-	-	-	-	-	-	141,541.00	-	388,884.00	247,343.00
TOTAL	CFDA 20.509	-	33,053.00	63,279.00	65,673.00	-	-	-	-	-	-	-	162,005.00	-	438,084.00	276,079.00
Rural 5311 5311-2024-CVTD-00056	Grant R05 SAF	Suffix	Period: 9/1/24 thru 8/31/2025													
Administrative	11.79.00	-	23,519.00	20,636.00	19,565.00	-	-	-	-	-	-	-	63,720.00	-	174,000.00	110,280.00
Preventative Maint	11.7A.00	-	1,545.00	11,090.00	9,360.00	-	-	-	-	-	-	-	21,995.00	-	72,000.00	50,005.00
Operating	30.09.01	-	30,659.00	60,451.00	75,477.00	-	-	-	-	-	-	-	166,587.00	-	720,124.00	553,537.00
TOTAL	CFDA 20.509	-	55,723.00	92,177.00	104,402.00	-	-	-	-	-	-	-	252,302.00	-	966,124.00	713,822.00
Rural Service Expansion Program (State) SEP-2024-CVTD-00019	Grant R06 STATE	Suffix	Period: 7/1/24 thru 05/31/2025													
Operating	30.09.01	-	5,892.00	7,187.00	24,999.00	-	-	-	-	-	-	-	38,078.00	7,903.00	71,592.00	25,611.00
Preventative Maint	11.7A.00	-	57.00	2,849.00	2,884.00	-	-	-	-	-	-	-	5,790.00	910.00	6,735.00	35.00
TOTAL	CFDA 20.509	-	5,949.00	10,036.00	27,883.00	-	-	-	-	-	-	-	43,868.00	8,813.00	78,327.00	25,646.00
Rural Service Expansion Program (State) SEP-2024-CVTD-00028	Grant R06 STATE	Suffix	Period: 7/1/24 thru 06/30/2026													
Operating	30.09.01	-	-	-	-	-	-	-	-	-	-	-	-	-	278,747.00	278,747.00
Preventative Maint	11.7A.00	-	-	-	-	-	-	-	-	-	-	-	-	-	18,900.00	18,900.00
TOTAL	CFDA 20.509	-	-	-	-	-	-	-	-	-	-	-	-	-	297,647.00	297,647.00
Total Government Funding			120,207.00	165,492.00	250,754.00	-	-	-	-	-	-	-	536,453.00	1,752,096.00	3,605,087.00	1,316,538.00
OTHER REVENUE																
Program Revenue			20.00	116.00	66.00	-	-	-	-	-	-	-	202.00	-	1,000.00	798.00
Charter			-	-	-	-	-	-	-	-	-	-	-	-	1,000.00	1,000.00
Other/Local Advertising			-	-	-	-	-	-	-	-	-	-	-	-	6,000.00	6,000.00
County Rev Match			25,267.83	-	4,173.18	-	-	-	-	-	-	-	29,441.01	-	408,840.70	379,399.69
Medicaid			0.62	2.43	1.02	-	-	-	-	-	-	-	4.07	-	26,970.09	26,966.02
CVEDD			-	222.00	296.00	-	-	-	-	-	-	-	518.00	-	174,422.00	173,904.00
FGP			-	-	-	-	-	-	-	-	-	-	-	-	900.00	900.00
SCP			214.50	220.00	187.00	-	-	-	-	-	-	-	621.50	-	1,600.00	978.50
TOTAL OTHER REVENUE			25,548.95	606.43	4,769.20	-	-	-	-	-	-	-	30,924.58	-	621,964.79	591,040.21
Total Rural Excess/(Shortage)			-	414.33	(414.33)	-	-	-	-	-	-	-	-	-	-	-

ED PROJECTS														Less Previous Request	BUDGET	Variance
	SEPT	OCT	NOV	DEC	JAN	FEB	MAR	APR	MAY	JUN	JUL	AUG	TOTAL			
5310-2023-00107	Grant M05	Suffix	Period: 9/1/2023 thru 8/31/2024													
Mobility Management-U	11.7L.00	A2	-	-	-	-	-	-	-	-	-	-	-	84,000.00	85,501.00	1,501.00
TD Credits	TDCs	-	-	-	-	-	-	-	-	-	-	-	-	19,500.00	19,800.00	300.00
Medical Funds			-	-	-	-	-	-	-	-	-	-	-	3,421.45	5,000.00	1,578.55
TOTAL	CFDA 20.513	-	-	-	-	-	-	-	-	-	-	-	-	106,921.45	123,800.00	16,878.55
5310-2024-00159	Grant M08	Suffix	Period: 09/1/2024 thru 9/30/2025													
Mobility Management-Rural	11.7L.00	-	-	-	-	-	-	-	-	-	-	-	-	-	137,375.00	137,375.00
TD Credits	TDCs	-	-	-	-	-	-	-	-	-	-	-	-	-	-	-
Medical Funds			-	-	-	-	-	-	-	-	-	-	-	-	5,000.00	5,000.00
TOTAL	CFDA 20.513	-	-	-	-	-	-	-	-	-	-	-	-	-	142,375.00	142,375.00

CONCHO VALLEY TRANSIT DISTRICT
September 2024 through August 2025

Services Program Income	-	-	541.48	283.89	320.11	-	-	-	-	-	-	-	-	-	-	1,145.48	-	5,000.00	3,854.52
Greyhound Lines Pass-Thru	-	-	1,436.27	2,560.84	1,513.30	-	-	-	-	-	-	-	-	-	-	5,510.41	-	40,000.00	34,489.59
Medical Funds	-	-	2,661.13	414.69	5,596.09	-	-	-	-	-	-	-	-	-	-	8,671.91	-	23,000.00	14,328.09
TOTAL	-	-	4,638.88	3,259.42	7,429.50	-	-	-	-	-	-	-	-	-	-	15,327.80	-	68,000.00	52,672.20

Extended Medicaid Transportation	MIP 018	Local	Period: 09/01/2024 thru 08/31/2025																	
Medical Funds	-	-	4,338.38	4,853.11	7,810.68	-	-	-	-	-	-	-	-	-	-	-	17,002.17	-	80,000.00	62,997.83
TOTAL	-	-	4,338.38	4,853.11	7,810.68	-	-	-	-	-	-	-	-	-	-	-	17,002.17	-	80,000.00	62,997.83



EMERGENCY RELIEF PROJECTS

		SEPT	OCT	NOV	DEC	JAN	FEB	MAR	APR	MAY	JUN	JUL	AUG	TOTAL	Less Previous Request	BUDGET	Variance		
TX-2024-055-00 Emergency Relief	Grant U06 FED	Grant Award started June 2024																	
Bus Support Equip & Facility Rehab/Renovate A Operations	11.44.01 30.09.08	-	-	-	-	-	-	-	-	-	-	-	-	-	-	-	148,964.00	148,964.00	
Medical Funds (to cover rounding)		-	-	-	-	-	-	-	-	-	-	-	-	-	-	-	2.00	2.00	
TOTAL	CFDA 20.527	-	-	-	-	-	-	-	-	-	-	-	-	-	-	-	215,897.00	148,964.00	

CARES ACT PROJECTS

		SEPT	OCT	NOV	DEC	JAN	FEB	MAR	APR	MAY	JUN	JUL	AUG	TOTAL	Less Previous Request	BUDGET	Variance		
TX-2020-096-00 Y364 CARES ACT	Grant 800 FED	Grant Award started June 2020																	
Replacement >30ft	11.12.03	-	-	-	-	-	-	-	-	-	-	-	-	-	949,900.00	949,900.00	-		
Replacement <30ft	11.12.04	-	-	-	-	-	-	-	-	-	-	-	-	-	-	597,700.00	597,700.00	597,700.00	
Replacement trolley	11.12.09	-	-	-	-	-	-	-	-	-	-	-	-	-	427,400.00	427,400.00	-		
Acquire mobile surv/security	11.42.09	-	-	-	-	-	-	-	-	-	-	-	-	-	188,905.00	230,879.00	41,974.00		
Acquire support vehicles	11.42.11	-	-	-	-	-	-	-	-	-	-	-	-	-	54,721.00	56,817.00	2,096.00		
Acquire misc support equip	11.42.20	-	-	-	-	-	-	-	-	-	-	-	-	-	99,805.00	100,000.00	195.00		
Acquire misc support equip	11.42.20	-	-	-	-	-	-	-	-	-	-	-	-	-	5,539.00	5,539.00	-		
Preventative Maint	11.7A.00	-	-	-	-	-	-	-	-	-	-	-	-	-	185,891.00	185,891.00	-		
Operations	30.09.08	-	-	-	-	-	-	-	-	-	-	-	-	-	1,684,686.00	1,684,686.00	-		
Charter Revenue	-	-	-	-	-	-	-	-	-	-	-	-	-	-	2,125.00	2,125.00	-		
Medical Funds (to cover rounding)	-	-	-	-	-	-	-	-	-	-	-	-	-	-	1,151.61	1,151.04	(0.57)		
TOTAL	CFDA 20.507	-	-	-	-	-	-	-	-	-	-	-	-	-	3,600,123.61	4,242,088.04	641,965.00		

CVTD
Balance Sheet - CVTD Balance Sheet
As of 12/31/2024

	Current Period Balance	
Assets		
Square Bank Account	4,592.02	1114000
First Financial Transit District Bank Acct	551,616.28	1115000
First Financial ICB Bank Acct	35,033.21	1119000
Petty Cash	150.00	1198000
FTA/TxDOT Urban AR	420,405.00	1241000
TxDOT Rural	676,985.00	1242000
TxDOT Rural SEP	98,139.00	1242001
TxDOT ED-5310-Mobility Mngt	52,822.00	1251000
TXDOT RPTCP Receivable	17,105.00	1281000
Account Receivable-AMR	60.00	1300000
Accounts Receivable - SafeRide	8,390.31	1306000
Coke County	2,980.67	1370000
McCulloch County	4,762.68	1375000
Schleicher County	3,429.73	1378000
Sterling County	1,139.92	1379000
Sutton County	3,141.33	1384000
City of San Angelo	341,332.00	1386000
Angelo State University	6,270.00	1387000
CV Area Agency on Aging	8,380.00	1389000
CV Foster Grandparent	343.00	1390000
Accounts Receivable-General	4,526.77	1391000
CV Senior Companion	322.50	1393000
CV Economic Development District	41,742.00	1394000
Bus Passes Receivable	1,625.00	1396000
Other Assets - Project Equipment	4,092,908.69	1811000
Other Assets - Land Chadbourne	353,098.80	1812000
Other Assets - Building Chadbourne	4,661,734.41	1813000
Other Assets - Land Link Road	396,000.00	1814000
Other Assets - Building Link Road	3,448,031.56	1815000
Total Assets	15,237,066.88	
Liabilities		
AP	26,037.37	2111000
AP Owed to CVCOG	380,735.44	2112000
Unearned Revenue-COSA	341,332.00	2911000
Unearned Revenue- Insurance Payments	9,129.48	2915000
Unearned Revenue - County Membership Dues	141,457.14	2917000
Unearned Revenue-AMR	11,840.14	2919000
Unearned Revenue- Bus Passes	1,625.00	2920000
Unearned Revenue- SafeRide	84,540.80	2922000
Unearned Revenue- CVCOG	11,666.68	2927000
Total Liabilities	1,008,364.05	
Fund Balance		
Unassigned General Fund	1,207,819.95	3101000
Investment - Capital Assets	12,951,773.46	3110000
Restricted - Insurance Payments	55,031.61	3603000

CVTD
Balance Sheet - CVTD Balance Sheet
As of 12/31/2024

Restricted - Local Funds	5,262.06	3604000
Total Fund Balance	14,219,887.08	
Excess Revenue over Expenditures	8,815.75	

CVTD
Statement of Revenues and Expenditures
From 9/1/2024 Through 12/31/2024

		Current Period Actual
Revenue		
4150100	FTA TX-2024-023 CFDA 20.507	545,493.00
4152000	FTA TX-2023-005-01 Y495 CFDA 20.507	751.00
4207000	TXDOT RPTCP CFDA 20.505	23,363.00
4276000	TXDOT 5311-2022-CVTD-00100	43,997.00
4276100	TXDOT 5311-2023-CVTD-00031	25,482.00
4276101	TXDOT 5311-2024-CVTD-00019 SEP	67,798.00
4276102	TXDOT 5311-2024-CVTD-00028 SEP	1,096.00
4282001	TXDOT 5311-2024-00056	384,170.00
4284000	TxDOT 5310-ED-Mobility Mngt, CFDA 20.513	52,822.00
4307101	TXDOT State-U-2024-CVTD-00125	361,661.00
4322001	TXDOT State R-2024	252,581.00
4412000	Transportation Toll Credits	23,436.00
4521000	Organization Program Income	8,220.00
4522000	Program Income	35,950.61
4523000	Local Revenue	36,332.18
4524000	Greyhound Lines Pass-Thru	7,885.82
4525000	Transit Charter Fees	12,543.06
4526000	Building Lease	675.00
4756000	Revenue County Cash Match	58,629.24
4757000	SafeRide Medical Transportation	17,007.08
4759000	AMR Medical Transportation	17,741.11
4760000	CVEDD Vendor Contract	96,608.00
4762000	FGP Vendor Contract	1,522.50
4763000	Transp Aging Vendor Cont	37,150.00
4764000	SCP Vendor Contract	1,637.00
4916000	Facility Management Allocation	3,862.86
	Total Revenue	2,118,414.46
Expenditures		
5110000	General Wages	253,978.16
5118000	General Overtime Wages	387.36
5150000	Vacation Time Allocation	59,445.27
5151000	Medicare Tax	12,339.39
5172000	Workers Comp Insurance	66,713.36
5173000	SUTA	2,244.96
5174000	Health Insurance Benefit	178,053.91
5175000	Dental Insurance Benefit	6,323.92
5176000	Life Insurance Benefits	5,198.92
5177000	HSA Insurance Benefit	922.74
5181000	Retirement	96,198.22
5199000	Management and Administration Indirect	93,741.81
5203000	Uniforms	454.52
5204000	Greyhound Pass-Thru	7,793.34
5206000	HR Service Center	30,807.73
5207000	Procurement Service Center	48,704.52
5208000	Information Technology Service Center	36,544.87
5210000	Driver Wages	532,889.11
5217000	Dispatch/Customer Service Wages	37,357.86
5218000	Driver Overtime Wages	48,656.54
5219000	Dispatch/Customer Service Overtime Wages	1,126.02
5222000	Driver Double Time	132.00
5310000	Travel-Out of Region	6,589.42

CVTD
Statement of Revenues and Expenditures
From 9/1/2024 Through 12/31/2024

		<u>Current Period Actual</u>
5312000	Meals	111.04
5351000	Fuel	91,271.21
5352000	Lubricant, Oil, Other Fluids(except Fuel)	10,306.40
5361000	Vehicle Maintenance	125,517.63
5363000	Tires	14,560.80
5366000	Non-Vehicle Maintenance	644.99
5431000	Utilities	3,744.16
5448000	Link Road Building Maintenance	74.00
5451000	Facility Allocation	2,927.91
5452000	Capital Facility Improvements	2,400.00
5510000	Supplies	1,499.41
5516000	Supplies - Bus/Service Vehicles	49,621.22
5520000	Parts Supplies	5,964.53
5629000	Tools	715.49
5632000	Copier	270.67
5711000	Insurance	28,791.35
5712000	Communications - Bus	186,208.26
5713000	Cell Phones	365.09
5721000	Printing	42.50
5753000	Dues and fees	1,405.96
5754000	Vehicle Registration	64.50
5762000	Postage/freight	198.85
5792000	Coffee Expense	52.05
5793000	Physicals	1,080.00
5796000	Safety	2,298.20
5810000	Multi-Modal Supplies	1,975.38
5811000	Multi-Modal Insurance	5,160.36
5814000	Multi-Modal Internet	2,195.08
5831000	Multi-Modal Utilities	11,174.94
5851000	Multi-Modal Building Maintenance	8,252.60
5876000	Shop Christoval Rd Utilities	515.49
5880000	Shop Christoval Rd Building Maintenance	148.69
6999000	Transportation Toll Credits	<u>23,436.00</u>
	Total Expenditures	<u>2,109,598.71</u>
	Excess Revenue over Expenditures	<u><u>8,815.75</u></u>

SCHEDULE OF REVENUES BY SOURCE
September 1, 2024 - August 31, 2025
CV Transit District

Grant No	Grant Name	Federal	ARP and CARES	State		Toll Credits	Program Income	Transit Charter	Transit Medical	Sale of Equipment	CVEDD Vendor	Pass Thru	FGP/SCP/Aging Vendor	TML Ins	Local Revenue	COSA & Counties	Total Revenue	Total Expenditures	Excess Revenue over Expenditures	Notes
				Administered Federal	State															
010	ICB Program	-	-	-	-	-	1,145.48	-	8,671.91	-	-	7,885.82	-	-	-	-	17,703.21	17,247.64	455.57	excess revenue
018	Extended Medical Transp Program	-	-	-	-	-	-	-	25,077.66	-	-	-	-	-	-	-	25,077.66	25,077.66	-	
L03	Link Road Facility	-	-	-	-	-	-	-	-	-	-	-	-	-	3,862.86	-	3,862.86	3,862.86	-	
M05	Mobility Urban 5310-2023-00107	-	-	1,488.00	-	298.00	-	-	107.19	-	-	-	-	-	-	-	1,893.19	1,893.19	-	
M09	Mobility Urban 5310-2024-00130	-	-	19,950.00	-	3,990.00	-	-	463.11	-	-	-	-	-	-	-	24,403.11	24,403.11	-	
M10	Mobility Urban 5310-2023-00107	-	-	31,384.00	-	5,675.00	-	-	421.34	-	-	-	-	-	-	-	37,480.34	37,480.34	-	
P04	Grant P04, RPTCP 2024-CVTD-000	-	-	23,363.00	-	4,674.00	-	-	2.07	-	-	-	-	-	-	-	28,039.07	28,039.07	-	
R05	CVTD Rural FY 24-25	-	-	407,720.00	252,581.00	8,799.00	560.50	-	-	8,436.00	-	786.50	-	-	29,441.01	-	708,324.01	700,166.33	8,157.68	excess revenue
R06	CVTD Rural SEP FY 24-25	-	-	68,894.00	45,929.00	-	-	-	4.91	-	-	-	-	-	-	-	114,827.91	114,827.91	-	
U05	CVTD Urban FY 24-25	546,244.00	-	-	361,661.00	-	43,139.63	12,543.06	-	-	88,172.00	-	39,523.00	-	36,332.18	29,188.23	1,156,803.10	1,156,600.60	202.50	excess revenue
U06	Grant U06, FTA TX-2024-055 Emerg Relief	-	-	-	-	-	-	-	-	-	-	-	-	-	-	-	-	0.00	-	
		546,244.00	-	552,799.00	660,171.00	23,436.00	44,845.61	12,543.06	34,748.19	-	96,608.00	7,885.82	40,309.50	-	40,195.04	58,629.24	2,118,414.46	2,109,598.71	-	

8,157.68 Rural verification with Grant Detail
202.50 Urban verification with Grant Detail
455.57 Local verification with Grant Detail
8,815.75

CONCHO VALLEY TRANSIT DISTRICT
September 2024 through August 2025

URBAN PROGRAM		SEPT	OCT	NOV	DEC	JAN	FEB	MAR	APR	MAY	JUN	JUL	AUG	TOTAL	Less Previous Request	BUDGET	Variance	
		SEPT	OCT	NOV	DEC	JAN	FEB	MAR	APR	MAY	JUN	JUL	AUG	TOTAL	Request	BUDGET	Variance	
TOTAL EXPENSE		-	-	224,254.32	305,702.52	267,982.62	358,661.14	-	-	-	-	-	-	1,156,600.60	-	3,124,467.22	1,967,866.62	
Urban - 5307	Grant U05	URB 1901 (07)																
STATE-U-2024-00125	STATE	Period 9/1/23 thru 08/31/2024																
Preventative Maint	11.7A.00	1,799.00	8,426.00	1,170.00	4,502.00	-	-	-	-	-	-	-	-	15,897.00	-	52,100.00	36,203.00	
Operating	30.09.01	106,428.00	131,786.00	107,550.00	-	-	-	-	-	-	-	-	-	345,764.00	-	345,764.00	-	
TOTAL		108,227.00	140,212.00	108,720.00	4,502.00	-	-	-	-	-	-	-	-	361,661.00	-	397,864.00	36,203.00	
FTA TX-2020-175-00 Y403	Grant U05	Grant Award started September 2019																
Operations	30.09.01	-	-	-	-	-	-	-	-	-	-	-	-	-	853,147.00	853,147.00	-	
ADA	11.7C.00	-	-	-	-	-	-	-	-	-	-	-	-	270,171.00	270,171.00	-		
Prev Maint	11.7A.00	-	-	-	-	-	-	-	-	-	-	-	-	212,629.00	212,629.00	-		
Lease Yards	11.46.05	-	-	-	-	-	-	-	-	-	-	-	-	96,000.00	96,000.00	-		
Acquire Mobile Surv/Security Equip	11.42.09	-	-	-	-	-	-	-	-	-	-	-	-	-	-	-	-	
Bus Support Equip/Facilities Engineer & Design	11.41.02	-	-	-	-	-	-	-	-	-	-	-	-	-	200,000.00	200,000.00		
TOTAL	CFDA 20.507	-	-	-	-	-	-	-	-	-	-	-	-	-	1,431,947.00	1,631,947.00	200,000.00	
FTA TX-2021-100-01	Grant U05	Grant Award started September 2021																
Operations	30.09.01	-	-	-	-	-	-	-	-	-	-	-	-	-	900,000.00	900,000.00	-	
ADA	11.7C.00	-	-	-	-	-	-	-	-	-	-	-	-	120,000.00	120,000.00	-		
Prev Maint	11.7A.00	-	-	-	-	-	-	-	-	-	-	-	-	351,813.00	351,813.00	-		
Lease Yards	11.46.05	-	-	-	-	-	-	-	-	-	-	-	-	53,760.00	53,760.00	-		
Acquire Bus Passenger Shelters	11.32.10	-	-	-	-	-	-	-	-	-	-	-	-	29,010.00	62,520.00	33,510.00		
Eng/Design Yards & Shops	11.41.05	-	-	-	-	-	-	-	-	-	-	-	-	8,742.00	14,713.00	5,971.00		
TOTAL	CFDA 20.507	-	-	-	-	-	-	-	-	-	-	-	-	-	1,463,643.00	1,503,124.00	39,481.00	
FTA TX-2023-005-01	Grant U05	Grant Award started September 2022																
Operations	30.09.01	-	-	-	-	-	-	-	-	-	-	-	-	-	1,149,309.00	1,149,309.00	-	
ADA	11.7C.00	-	-	-	-	-	-	-	-	-	-	-	-	395,875.00	395,875.00	-		
Prev Maint	11.7A.00	751.00	-	-	-	-	-	-	-	-	-	-	-	751.00	346,449.00	347,200.00	-	
Lease Yards	11.46.05	-	-	-	-	-	-	-	-	-	-	-	-	67,200.00	67,200.00	-		
Acquire Mobile Surv/Security Equip	11.42.09	-	-	-	-	-	-	-	-	-	-	-	-	-	19,793.00	19,793.00		
TOTAL	CFDA 20.507	751.00	-	-	-	-	-	-	-	-	-	-	-	751.00	1,958,833.00	1,979,377.00	19,793.00	
FTA TX-2024-023	Grant U05	Grant Award started September 2023																
Operations	30.09.01	94,851.00	118,811.00	118,113.00	148,963.00	-	-	-	-	-	-	-	-	480,738.00	785,273.00	1,289,371.00	23,360.00	
ADA	11.7C.00	-	-	-	-	-	-	-	-	-	-	-	-	-	210,053.00	210,053.00	-	
Prev Maint	11.7A.00	6,446.00	33,702.00	4,679.00	18,008.00	-	-	-	-	-	-	-	-	62,835.00	39,439.00	346,951.00	244,677.00	
Lease Yards	11.46.05	-	-	-	-	-	-	-	-	-	-	-	-	-	40,320.00	53,760.00	13,440.00	
Acquire Bus Passenger Shelters	11.32.10	-	-	-	-	-	-	-	-	-	-	-	-	-	-	29,010.00	29,010.00	
TOTAL	CFDA 20.507	103,217.00	152,513.00	122,792.00	166,971.00	-	-	-	-	-	-	-	-	545,493.00	1,075,085.00	1,950,150.00	329,572.00	
FTA TX-2024	Grant U06	Grant Award 2019 Lapsing Funds																
Operations	FED 30.09.01	-	-	-	-	-	-	-	-	-	-	-	-	-	-	-	-	
TOTAL	CFDA 20.507	-	-	-	-	-	-	-	-	-	-	-	-	-	-	-	-	
Total Government Funding		-	212,195.00	292,725.00	231,512.00	171,473.00	-	-	-	-	-	-	-	907,905.00	5,929,508.00	7,462,462.00	625,049.00	
OTHER REVENUE		-	-	-	-	-	-	-	-	-	-	-	-	-	-	-	-	
Organization Program Revenue	-	2,880.00	2,080.00	1,690.00	1,570.00	-	-	-	-	-	-	-	-	8,220.00	-	20,000.00	11,780.00	
Program Revenue	-	8,393.27	9,612.89	8,395.53	8,153.44	-	-	-	-	-	-	-	-	34,555.13	-	78,000.00	43,444.87	
Charter	-	250.00	1,243.40	2,500.00	8,549.66	-	-	-	-	-	-	-	-	12,543.06	-	24,000.00	11,456.94	
Building Lease	-	54.00	54.00	54.00	202.50	-	-	-	-	-	-	-	-	364.50	-	1,200.00	835.50	
Sale of Equipment	-	-	-	-	-	-	-	-	-	-	-	-	-	-	-	-	-	
TML Insurance	-	-	-	-	-	-	-	-	-	-	-	-	-	-	-	-	-	
Ram Tram	-	6,800.64	7,901.76	8,191.68	6,270.00	-	-	-	-	-	-	-	-	29,164.08	-	62,000.00	32,835.92	
Advertising	-	-	-	-	-	-	-	-	-	-	-	-	-	-	-	-	-	
County Rev Match	-	-	-	20,137.27	9,050.96	-	-	-	-	-	-	-	-	29,188.23	-	-	(29,188.23)	
Other/Local	-	1,091.24	1,557.86	2,354.42	2,164.58	-	-	-	-	-	-	-	-	7,168.10	-	48,001.00	40,832.90	
Tom Green	-	-	-	-	-	-	-	-	-	-	-	-	-	-	-	54,480.22	54,480.22	
COSA Funds	-	-	-	-	-	-	-	-	-	-	-	-	-	-	-	389,332.00	389,332.00	
Medical	-	-	-	-	-	-	-	-	-	-	-	-	-	-	-	389,000.00	389,000.00	
CVEDD	-	-	23,884.00	30,464.00	33,824.00	-	-	-	-	-	-	-	-	88,172.00	-	460,000.00	371,828.00	
FGP	-	430.50	427.00	322.00	343.00	-	-	-	-	-	-	-	-	1,522.50	-	4,000.00	2,477.50	
Area Agency on Aging	-	9,040.00	10,350.00	9,380.00	8,380.00	-	-	-	-	-	-	-	-	37,150.00	-	60,000.00	22,850.00	
SCP	-	168.00	283.50	241.50	157.50	-	-	-	-	-	-	-	-	850.50	-	1,500.00	649.50	
TOTAL OTHER REVENUE		29,107.65	57,394.41	83,730.40	78,665.64	-	-	-	-	-	-	-	-	248,898.10	-	1,591,513.22	1,342,615.12	
Total Urban Excess/(Shortage)		-	17,048.33	44,416.89	47,259.78	(108,522.50)	-	-	-	-	-	-	-	202.50	-	-	-	
MATCH		-	-	-	-	0	-	-	-	-	-	-	-	100%	-	-	-	
															Total Match	-	Match Required	Excess Available

CONCHO VALLEY TRANSIT DISTRICT
September 2024 through August 2025

RURAL PROGRAM															Less Previous Request	BUDGET	Variance	
	SEPT	OCT	NOV	DEC	JAN	FEB	MAR	APR	MAY	JUN	JUL	AUG	TOTAL					
TOTAL EXPENSE	145,755.95	165,684.10	255,937.53	247,616.66	-	-	-	-	-	-	-	-	814,994.24	-	2,474,955.79	1,659,961.55		
Rural 5311 2023 Temp SAF Revenue TOTAL	SAF CFDA 20.509	-	-	-	-	-	-	-	-	-	-	-	-	-	-	-		
Rural 5311 5311-2023-CVTD-00031	Grant R05 SAF	Suffix	Period: 09/1/2023 thru 11/30/2024															
Operating	30.09.01	-	25,482.00	-	-	-	-	-	-	-	-	-	25,482.00	652,076.00	677,558.00	-		
Administrative	11.79.00	-	-	-	-	-	-	-	-	-	-	-	-	111,271.00	111,271.00	-		
Preventative Maint	11.7A.00	-	-	-	-	-	-	-	-	-	-	-	-	87,164.00	87,164.00	-		
TOTAL	CFDA 20.509	-	25,482.00	-	-	-	-	-	-	-	-	-	25,482.00	850,511.00	875,993.00	-		
Rural STATE-R-2024-00124	Grant R05 State	Suffix	Period: 09/1/2024 thru 08/31/2025															
Administrative	11.79.00	-	5,880.00	5,159.00	4,891.00	3,518.00	-	-	-	-	-	-	19,448.00	-	34,800.00	15,352.00		
Preventative Maint	11.7A.00	-	377.00	2,298.00	1,859.00	4,701.00	-	-	-	-	-	-	9,235.00	-	14,400.00	5,165.00		
Operating	30.09.01	-	26,796.00	55,822.00	58,923.00	82,357.00	-	-	-	-	-	-	223,898.00	-	388,884.00	164,986.00		
TOTAL	CFDA 20.509	-	33,053.00	63,279.00	65,673.00	90,576.00	-	-	-	-	-	-	252,581.00	-	438,084.00	185,503.00		
Rural 5311 5311-2024-CVTD-00056	Grant R05 SAF	Suffix	Period: 9/1/24 thru 8/31/2025															
Administrative	11.79.00	-	23,519.00	20,636.00	19,565.00	14,072.00	-	-	-	-	-	-	77,792.00	-	174,000.00	96,208.00		
Preventative Maint	11.7A.00	-	1,545.00	11,090.00	9,360.00	19,641.00	-	-	-	-	-	-	41,636.00	-	72,000.00	30,364.00		
Operating	30.09.01	-	30,659.00	60,451.00	75,477.00	98,155.00	-	-	-	-	-	-	264,742.00	-	720,124.00	455,382.00		
TOTAL	CFDA 20.509	-	55,723.00	92,177.00	104,402.00	131,868.00	-	-	-	-	-	-	384,170.00	-	966,124.00	581,954.00		
Rural Service Expansion Program (State) SEP-2024-CVTD-00019	Grant R06 STATE	Suffix	Period: 7/1/24 thru 05/31/2025															
Operating	30.09.01	-	5,892.00	7,187.00	24,999.00	23,769.00	-	-	-	-	-	-	61,847.00	8,029.00	71,592.00	1,716.00		
Preventative Maint	11.7A.00	-	57.00	2,849.00	2,884.00	161.00	-	-	-	-	-	-	5,951.00	784.00	6,735.00	-		
TOTAL	CFDA 20.509	-	5,949.00	10,036.00	27,883.00	23,930.00	-	-	-	-	-	-	67,798.00	8,813.00	78,327.00	1,716.00		
Rural Service Expansion Program (State) SEP-2024-CVTD-00028	Grant R06 STATE	Suffix	Period: 7/1/24 thru 06/30/2026															
Operating	30.09.01	-	-	-	-	-	-	-	-	-	-	-	1,096.00	-	18,900.00	17,804.00		
Preventative Maint	11.7A.00	-	-	-	-	1,096.00	-	-	-	-	-	-	1,096.00	-	297,647.00	296,551.00		
TOTAL		-	-	-	-	1,096.00	-	-	-	-	-	-	2,192.00	-	297,647.00	296,551.00		
Total Government Funding		-	120,207.00	165,492.00	250,754.00	247,470.00	-	-	-	-	-	-	783,923.00	1,752,096.00	3,605,087.00	1,069,068.00		
OTHER REVENUE		-	-	-	-	-	-	-	-	-	-	-	-	-	-	-		
Program Revenue		-	20.00	116.00	66.00	48.00	-	-	-	-	-	-	250.00	-	1,000.00	750.00		
Charter		-	-	-	-	-	-	-	-	-	-	-	-	-	1,000.00	1,000.00		
Other/Local Advertising		-	-	-	-	-	-	-	-	-	-	-	-	-	6,000.00	6,000.00		
County Rev Match		-	25,267.83	-	4,173.18	-	-	-	-	-	-	-	29,441.01	-	408,840.70	379,399.69		
Medicaid		-	0.62	2.43	1.02	0.84	-	-	-	-	-	-	4.91	-	26,970.09	26,965.18		
CVEDD		-	-	222.00	296.00	7,918.00	-	-	-	-	-	-	8,436.00	-	174,422.00	165,986.00		
FGP		-	-	-	-	-	-	-	-	-	-	-	-	-	900.00	900.00		
SCP		-	214.50	220.00	187.00	165.00	-	-	-	-	-	-	786.50	-	1,600.00	813.50		
TOTAL OTHER REVENUE		-	25,548.95	606.43	4,769.20	8,304.34	-	-	-	-	-	-	39,228.92	-	621,964.79	582,735.87		
Total Rural Excess/(Shortage)		-	-	414.33	(414.33)	8,157.68	-	-	-	-	-	-	8,157.68	-	-	-		


ED PROJECTS															Less Previous Request	BUDGET	Variance	
	SEPT	OCT	NOV	DEC	JAN	FEB	MAR	APR	MAY	JUN	JUL	AUG	TOTAL					
5310-2023-00107	5310 Grant M05	Suffix	Period: 9/1/2023 thru 8/31/2024															
Mobility Management-U	11.7L.00	A2	-	-	-	1,488.00	-	-	-	-	-	-	1,488.00	84,000.00	85,501.00	13.00		
TD Credits	TDCs		-	-	-	298.00	-	-	-	-	-	-	298.00	19,500.00	19,800.00	2.00		
Medical Funds			-	-	-	107.19	-	-	-	-	-	-	107.19	3,421.45	5,000.00	1,471.36		
TOTAL	CFDA 20.513		-	-	-	1,893.19	-	-	-	-	-	-	1,893.19	106,921.45	123,800.00	14,985.36		
5310-2023-00107	Grant M10																	
Mobility Management-U	11.7L.00		-	-	-	31,384.00	-	-	-	-	-	-	31,384.00	-	85,501.00	54,117.00		
Acq Misc Equip	11.42.20		-	-	-	-	-	-	-	-	-	-	-	-	13,499.00	13,499.00		
TD Credits	TDCs		-	-	-	5,675.00	-	-	-	-	-	-	5,675.00	-	19,800.00	14,125.00		

CONCHO VALLEY TRANSIT DISTRICT
September 2024 through August 2025

ADDITIONAL SERVICES		SEPT	OCT	NOV	DEC	JAN	FEB	MAR	APR	MAY	JUN	JUL	AUG	TOTAL	Less Previous Request	BUDGET	Variance
ICB	MIP 010 Local	Period: 09/01/2024 thru 08/31/2025															
Services Program Income		541.48	283.89	320.11	-	-	-	-	-	-	-	-	-	1,145.48	-	5,000.00	3,854.52
Greyhound Lines Pass-Thru		1,436.27	2,560.84	1,513.30	2,375.41	-	-	-	-	-	-	-	-	7,885.82	-	40,000.00	32,114.18
Medical Funds		2,661.13	414.69	5,596.09	-	-	-	-	-	-	-	-	-	8,671.91	-	23,000.00	14,328.09
TOTAL		4,638.88	3,259.42	7,429.50	2,375.41	-	-	-	-	-	-	-	-	17,703.21	-	68,000.00	50,296.79
Extended Medicaid Transportation	MIP 018 Local	Period: 09/01/2024 thru 08/31/2025															
Medical Funds		4,338.38	4,853.11	7,810.68	8,075.49	-	-	-	-	-	-	-	-	25,077.66	-	80,000.00	54,922.34
TOTAL		4,338.38	4,853.11	7,810.68	8,075.49	-	-	-	-	-	-	-	-	25,077.66	-	80,000.00	54,922.34

EMERGENCY RELIEF PROJECTS		SEPT	OCT	NOV	DEC	JAN	FEB	MAR	APR	MAY	JUN	JUL	AUG	TOTAL	Less Previous Request	BUDGET	Variance
TX-2024-055-00 Emergency Relief	Grant U06 FED	Grant Award started June 2024															
Bus Support Equip & Facility Rehab/Renovate A Operations	11.44.01 30.09.08	-	-	-	-	-	-	-	-	-	-	-	-	-	-	148,964.00	148,964.00
Medical Funds (to cover rounding)		-	-	-	-	-	-	-	-	-	-	-	-	-	-	2.00	2.00
TOTAL	CFDA 20.527	-	-	-	-	-	-	-	-	-	-	-	-	-	-	215,897.00	148,964.00

CARES ACT PROJECTS		SEPT	OCT	NOV	DEC	JAN	FEB	MAR	APR	MAY	JUN	JUL	AUG	TOTAL	Less Previous Request	BUDGET	Variance
TX-2020-096-00 Y364 CARES ACT	Grant 800 FED	Grant Award started June 2020															
Replacement >30ft	11.12.03	-	-	-	-	-	-	-	-	-	-	-	-	-	949,900.00	949,900.00	-
Replacement <30ft	11.12.04	-	-	-	-	-	-	-	-	-	-	-	-	-	-	597,700.00	597,700.00
Replacement trolley	11.12.09	-	-	-	-	-	-	-	-	-	-	-	-	-	427,400.00	427,400.00	-
Acquire mobile surv/security	11.42.09	-	-	-	-	-	-	-	-	-	-	-	-	-	188,905.00	230,879.00	41,974.00
Acquire support vehicles	11.42.11	-	-	-	-	-	-	-	-	-	-	-	-	-	54,721.00	56,817.00	2,096.00
Acquire misc support equip	11.42.20	-	-	-	-	-	-	-	-	-	-	-	-	-	99,805.00	100,000.00	195.00
Acquire misc support equip	11.42.20	-	-	-	-	-	-	-	-	-	-	-	-	-	5,539.00	5,539.00	-
Preventative Maint	11.7A.00	-	-	-	-	-	-	-	-	-	-	-	-	-	185,891.00	185,891.00	-
Operations	30.09.08	-	-	-	-	-	-	-	-	-	-	-	-	-	1,684,686.00	1,684,686.00	-
Charter Revenue		-	-	-	-	-	-	-	-	-	-	-	-	-	2,125.00	2,125.00	-
Medical Funds (to cover rounding)		-	-	-	-	-	-	-	-	-	-	-	-	-	1,151.61	1,151.04	(0.57)
TOTAL	CFDA 20.507	-	-	-	-	-	-	-	-	-	-	-	-	-	3,600,123.61	4,242,088.04	641,965.00



Concho Valley Transit District Director's Report

DECEMBER 2024

Director of Transportation – Jeff York



Statistics - December

- Fixed Route Passengers: **17,389** (Up 11% from December 2023)
- ASU Ridership: **603** (Up 21% from December 2023)
- Goodfellow Ridership: **70** (Down 70% from December 2023)
- Rural Passengers: **2,091** (Up 26% from December 2023)
- Rural On Time Performance: 96%
- Demand Response Passengers: **3,407** (Down 33% from December 2023)
- Demand Response On Time Performance: 93%



Rural Ridership Comparison

FY 2022-2023	
Month	# of Passengers
September	1934
October	2083
November	1906
December	1752
January	1808
February	1674
March	2339
April	2213
May	2275
June	1888
July	1705
August	2170
Total	23747

FY 2023-2024	
Month	# of Passengers
September	1790
October	2046
November	1992
December	1784
January	2010
February	1802
March	1943
April	1847
May	2194
June	1955
July	2255
August	2050
Total	23668

FY 2024-2025	
Month	# of Passengers
September	2639
October	2363
November	2051
December	2091
January	
February	
March	
April	
May	
June	
July	
August	
Total	9144

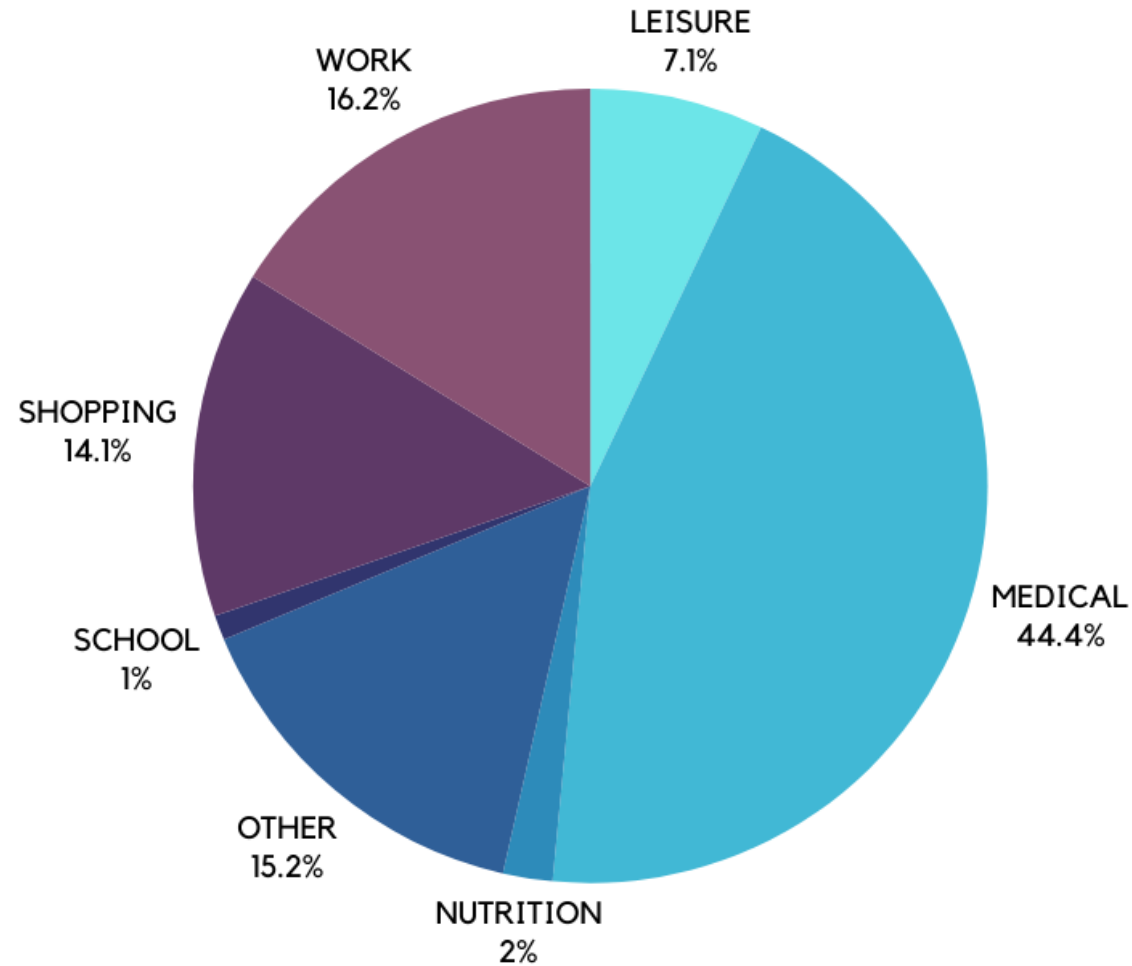
County Ridership Statistics

- Coke County: **250 Trips, 9,942 miles**
- Concho County: **157 Trips, 6,362 miles**
- Crockett County: **151 Trips, 11,855 miles**
- Irion County: **93 Trips, 2,810 miles**
- Kimble County: **63 Trips, 980 miles**
- McCulloch County: **671 Trips, 22,320 miles**
- Menard County: **87 Trips, 2,618 miles**
- Reagan County: **55 Trips, 4,051 miles**
- Schleicher County: **168 Trips, 7,306 miles**
- Sterling County: **35 Trips, 1,729 miles**
- Sutton County: **103 Trips, 7,466 miles**
- Tom Green County (Rural): **233 Trips, 5,051 miles**

*Other Rural Trips Provided: **25 Trips**



Rural Ridership – Trip Purpose



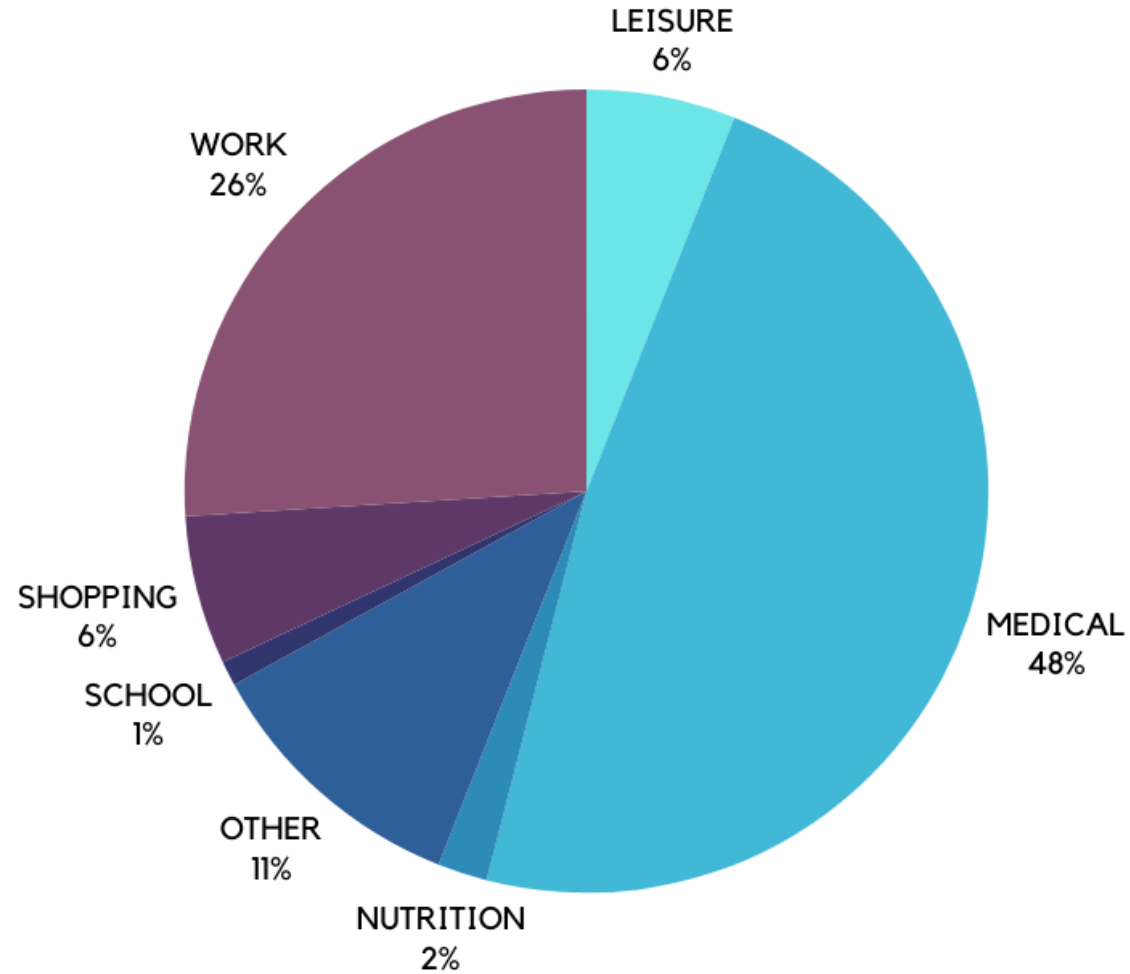
Urban Ridership Comparison

FY 2022-2023	
Month	# of Passengers
September	4045
October	4667
November	4414
December	5591
January	4487
February	4624
March	4787
April	4976
May	4265
June	4011
July	3781
August	4452
Total	54100

FY 2023-2024	
Month	# of Passengers
September	6338
October	4920
November	4448
December	5070
January	4189
February	4931
March	3909
April	3650
May	3656
June	4833
July	3673
August	3794
Total	53411

FY 2024-2025	
Month	# of Passengers
September	5014
October	4277
November	3723
December	3407
January	
February	
March	
April	
May	
June	
July	
August	
Total	16421

Urban Ridership – Trip Purpose



Fixed Route Ridership Comparison (FR 1-7, GAFB, and ASU)

FY 2022-2023	
Month	# of Passengers
September	14942
October	17469
November	15069
December	15463
January	14205
June	14161
June	16613
June	15793
May	17029
June	15118
July	14603
August	17905
Total	188,370

FY 2023-2024	
Month	# of Passengers
September	18260
October	18469
November	17874
December	16297
January	16417
June	18058
June	18170
June	18123
May	18052
June	14901
July	18123
August	19998
Total	212,742

FY 2024-2025	
Month	# of Passengers
September	18314
October	20924
November	19300
December	18062
January	
June	
June	
June	
May	
June	
July	
August	
Total	76,600



Safety – December

- At Fault Accidents: 0
- Not At Fault Accidents: 0
- Employee Injuries: 1
- Safety Topics
 - Cell Phones
 - Awnings
 - Backing
 - Adverse Weather
 - Pre/Post Trips
 - Service Animals
 - Assault on Transit Workers/Conflict and Aggression Management

